

G.R.U.B

Melody picking

Ukulele Tunes

(2020)

(tunes and songs arranged for
GRUB & 'Market St. Moochers')




Tunes & song arranged by Mike Baker & Ron McLaughlin

© GRUB 2020
Goulburn Regional Ukulele Band
Meets each Thursday from 6.00pm at Goulburn Club
19 Market St. Goulburn, NSW 2580
<http://ronmclaughlin.wix.com/grubukuleles>



These arrangements for the ukulele are provided for uke students and all lovers of ukulele playing and community singing. They are to be used for educational and enjoyment purposes only. All these tunes are best played and sung joyfully in the company of other ukers.



CONTENTS:

Ain't Misbehavin'	1	Marie's Wedding	75
Ain't She Sweet	3	Mele Kalikimaka	77
Amazing Grace	5	Moon River	79
Apache	7	Morning Has Broken	81
Arrivederci Roma	9	Now Is The Hour	83
Auld Lang Syne	11	Ode To Joy	85
Away In A Manger	13	Quando, Quando, Quando	87
Besame Mucho	15	Rudolf The Red Nosed Reindeer	89
Blue Moon	17	Santa Claus Is Coming To Town	91
Brahms Lullaby	19	Silent Night	93
Brazil	21	Skaters Waltz	95
Chariots Of Fire	22	Sorrow	97
Christmas In Killarney	23	Spanish Eyes	99
Cielito Lindo	25	Sukyaki	101
Cinco de Mayo	26	Surfer Girl	103
Deck The Hall	27	Tennessee Waltz	105
Donde Estas Corazon	29	That's Amore	107
El Condor Pasa	31	Theme From A Summer Place	109
First Noel	33	Waltzing Matilda	111
Fly Me To The Moon	35	We Wish You A Merry Christmas	113
Frankie and Johnnny	37	You Are My Sunshine	115
Frosty The Snowman	39	Zorba's Dance	117
The Godfather (Love Theme)	41		
Godfather Waltz	42	<i>Supplementary Songs</i>	
Goodnight Irene	43	Ac-Cent-Tchu-Ate The Positive	121
Greensleeves	45	The Devil and the Deep Blue Sea	122
Grub Springs	47	Careless Love	123
Guantanamera	48	Carolina In The Morning	124
Happy Birthday	49	Down By The Riverside	125
Hava Nagila	50	Goodnight Irene	126
Heart and Soul	51	Hesitation Blues	127
He'll Have To Go	53	Mack The Knife	128
Here Comes The Sun	55	Mini The Moocher	129
Holly and The Ivy	59	Nobody Knows You	130
I Saw Three Ships	61	Pennies From Heaven	131
It's Only A Paper Moon	63	Please Don't Talk About Me	132
Jingle Bells	65	Saint James Infirmary Blues	133
Joey's Song	67	See See Rider	134
Killing The Blues	69	Sittin' On Top Of The World	135
Lili Marlene	71	Sweet Georgia Brown	136
The Lonely Bull	73	We'll Meet Again	137

Each of the tunes are shown with chords, lyrics and are tabbed for low G tuned ukulele.

All the tunes have been arranged for ukulele by Mike Baker and Ron McLaughlin for GRUB (Goulburn Regional Ukulele Band) & the Market St. Moochers.

Ain't Misbehavin'

GRUB melodies 2020

Fats Waller / Harry Brooks / Andy Razaf

C A7 Dm7 G7 C C7 F Fm C A7 Dm G7

The first system of musical notation for 'Ain't Misbehavin' is in 4/4 time. It consists of a treble clef staff with a key signature of one flat (Bb) and a common time signature of 4/4. The melody is written in eighth and quarter notes. Below the staff is a guitar fretboard diagram with six strings and a key signature of one flat. The fret numbers are: 0-2-0-3-3, 2-0-2, 3-0-3-3-2, 5-3-0, 0-3-2, 0-2-0-3-3, 2-0-2-3.

7 E7 A7 D7 G7 Am F7

The second system of musical notation continues the melody. It starts with a measure containing a whole note E4, followed by a measure with a whole note A4. The next measure is a double bar line. The melody then continues with a quarter note G4, a quarter note F4, a quarter note E4, and a quarter note D4. Below the staff is a guitar fretboard diagram with six strings and a key signature of one flat. The fret numbers are: 0, 3-3-3-0, 3-3-3-0.

11 D7 A7 G E7 Am7 D7 G7 A7 D7 G7

The third system of musical notation continues the melody. It starts with a measure containing a quarter note D4, a quarter note C4, and a quarter note B3. The next measure is a quarter note A3, a quarter note G3, and a quarter note F3. The next measure is a quarter note E3, a quarter note D3, and a quarter note C3. The next measure is a quarter note B2, a quarter note A2, and a quarter note G2. The next measure is a quarter note F2, a quarter note E2, and a quarter note D2. The next measure is a quarter note C2, a quarter note B1, and a quarter note A1. The next measure is a quarter note G1, a quarter note F1, and a quarter note E1. Below the staff is a guitar fretboard diagram with six strings and a key signature of one flat. The fret numbers are: 3-3-3-0, 4-0-4-0, 5-5-5, 5-3-2-0, 3-0, 0-2.

17 C A7 Dm7 G7 C C7 F Fm C A7

The fourth system of musical notation continues the melody. It starts with a measure containing a quarter note C4, a quarter note B3, and a quarter note A3. The next measure is a quarter note G3, a quarter note F3, and a quarter note E3. The next measure is a quarter note D3, a quarter note C3, and a quarter note B2. The next measure is a quarter note A2, a quarter note G2, and a quarter note F2. The next measure is a quarter note E2, a quarter note D2, and a quarter note C2. The next measure is a quarter note B1, a quarter note A1, and a quarter note G1. The next measure is a quarter note F1, a quarter note E1, and a quarter note D1. Below the staff is a guitar fretboard diagram with six strings and a key signature of one flat. The fret numbers are: 0-2-0-3-3, 2-0-2, 3-0-3-3-2, 5-3-0, 0-3-2, 0-2-0-3-3.

22 Dm G7 1.C A7 D7 G7 2.C F C

The fifth system of musical notation continues the melody. It starts with a measure containing a quarter note D4, a quarter note C4, and a quarter note B3. The next measure is a quarter note A3, a quarter note G3, and a quarter note F3. The next measure is a quarter note E3, a quarter note D3, and a quarter note C3. The next measure is a quarter note B2, a quarter note A2, and a quarter note G2. The next measure is a quarter note F2, a quarter note E2, and a quarter note D2. The next measure is a quarter note C2, a quarter note B1, and a quarter note A1. The next measure is a quarter note G1, a quarter note F1, and a quarter note E1. Below the staff is a guitar fretboard diagram with six strings and a key signature of one flat. The fret numbers are: 2-0-2, 0-0-3-3, 3, 3, 3.

AIN'T MISBEHAVIN'

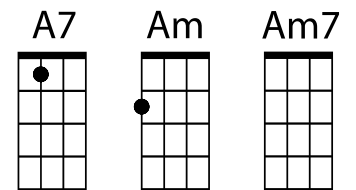
(GRUB melodies 2020)

Fats Waller / Harry Brooks / Andy Razaf

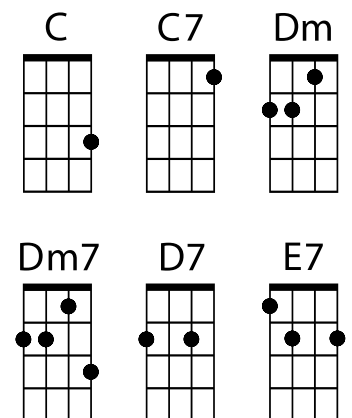
Verse 1: C A7 Dm 7 G7
No one to walk with all by myself
C C7 F Fm
No one to talk with but I'm happy on the shelf
C A7 Dm G7 E7 A7 D7 G7
Ain't misbehavin' I'm savin' my love for you

Chorus: Am F7
Like Jack Horner, in the corner
D7 A7
Don't go nowhere, What do I care
G E7 Am7 D G7 A7 D7 G7
Your kisses are worth waiting for. Be-lieve me

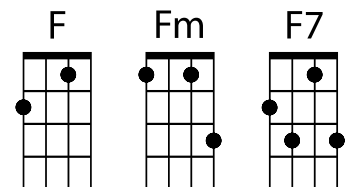
Verse 2: C A7 Dm7 G7
I know for certain, the one I love
C C7 F Fm
I'm through with flirtin' It's just you I'm thinkin' of
C A7 Dm G7 C A7 D7 G7
Ain't misbehavin' I'm savin' my love for you



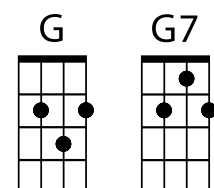
Verse 3: C A7 Dm7 G7
I don't stay out late, got no place to go
C C7 F Fm
I'm home about eight just me and my radio
C A7 Dm G7 E7 A7 D7 G7
Ain't misbehavin'. I'm savin' my love for you



Chorus: Am F7
Like Jack Horner, in the corner
D7 A7
Don't go nowhere, What do I care
G E7 Am7 D G7 A7 D7 G7
Your kisses are worth waiting for. Be-lieve mee



Verse 4: C A7 Dm7 G7
No one to walk with all by myself
C C7 F Fm
No one to talk with but I'm happy on the shelf
C A7 Dm G7 C F C
Ain't misbehavin' I'm savin' my love for you



Ain't She Sweet

GRUB melodies 2020

Milton Ager / Jack Yellen

Chords: C C#dim G C C#dim G C E7

Chords: A A7 D7 G7 1. C 2. C F

Chords: Fm C C7 F Fm

Chords: A A7 D7 G7 C C#dim G C C#dim

Chords: G C E7 A A7 D7 G7 C

AIN'T SHE SWEET

(GRUB melodies 2020)

Milton Ager / Jack Yellen

Verse: C C#dim7 G C C#dim7 G
Ain't she sweet? See her walking down the street
C E7 A A7 D7 G7 C
Now I ask you very confidentially. ain't she sweet?

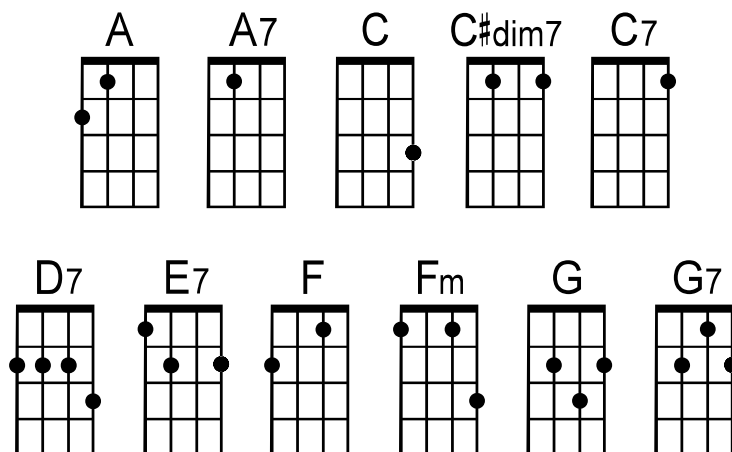
Verse2: C C#dim7 G C C#dim7 G
Ain't she nice. Look her over once or twice
C E7 A A7 D7 G7 C
Now I ask you very confidentially ain't she nice?

Chorus: F Fm C C7
Just cast an eye in her direction
F Fm A A7 D7 G7
Oh me, oh my, ain't that perfection

Verse 3: C C#dim7 G C C#dim7 G
I re - peat, don't you think that's kind of neat
C E7 A A7 D7 G7 C
Now I ask you very confidentially ain't she sweet?

Instrumental

Repeat verse 1, 2, chorus and verse 3.



Amazing Grace

Arr. Peter Edvinsson

GRUB melodies 2020
John Newton (1725–1807)

First system of music for 'Amazing Grace'.

Chords: F, B \flat , F

Staff 1 (Treble Clef): Melody line in 3/4 time.

Staff 2 (TAB): Bass line with fret numbers (0, 1, 0, 1, 0, 3, 1, 2, 0, 0).

Second system of music for 'Amazing Grace'.

Chord: C 7

Staff 1 (Treble Clef): Melody line.

Staff 2 (TAB): Bass line with fret numbers (1, 0, 1, 0, 3, 0, 3, 0).

Third system of music for 'Amazing Grace'.

Chords: F, B \flat

Staff 1 (Treble Clef): Melody line.

Staff 2 (TAB): Bass line with fret numbers (3, 0, 1, 0, 3, 1, 2).

Fourth system of music for 'Amazing Grace'.

Chords: F, C 7 , F

Staff 1 (Treble Clef): Melody line.

Staff 2 (TAB): Bass line with fret numbers (0, 0, 1, 0, 1, 0, 3, 1).

AMAZING GRACE

(GRUB melodies 2020)

John Newton – 1779

3/4

Intro: | F | C7 | Bb | F (stop) |

Verse 1: F Bb F
Amazing grace! How sweet the sound
 F C7
That saved a wretch like me!
 F Bb F F C7 F
I once was lost, but now am found. Was blind, but now I see.

| F | C7 | Bb | F (stop) |

Verse 2: F Bb F
'Twas grace that taught my heart to fear,
 F C7
And grace my fears relieved
 F Bb F F C7 F
How precious did that grace appear? The hour I first believed.

| F | C7 | Bb | F (stop) |

Verse 3: F Bb F
Through many dangers, toils and snares,
 F C7
I have already come
 F Bb F F C7 F
Tis grace hath brought me safe thus far, and grace will lead me home

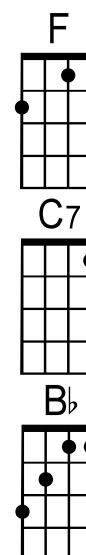
Instrumental (verse)

Verse 4: F Bb F
When we've been there ten thousand years,
 F C7
Bright shining as the sun,
 F Bb F F C7 F
We've no less days to sing God's praise than when we'd first begun.

| F | C7 | Bb | F (stop) |


Repeat Verse 1: Amazing grace! How sweet the sound ..

Last line: F C7 Bb F
Was blind, but now I seeeeee.



Jerry Lordan

Am D Am D Am



TAB

10

Dm G Dm Am D Am F

The musical notation for the guitar solo is presented on two staves. The top staff is in treble clef, and the bottom staff is labeled 'TAB' for guitar tablature. The solo begins with a Dm chord, followed by a G chord, then a Dm chord, an Am chord, a D chord, an Am chord, and finally an F chord. The melody consists of eighth and quarter notes, with a repeat sign indicating a second ending. The tablature shows the fret numbers for each note, with a 5-fret bend on the first note of the first ending.

[illegible]

24 Am F G7 Am F G7 C C7

Fine

TAB

[illegible]

THE SHADOWS



"Arrivederci, Roma"

GRUB melodies 2020

Music by R. Rasce

Chords: G, Cm, G

Chords: G, B7, C, E7, Am

Chord: D7

Chords: G, G#dim, Am7, D7, G, F, G

Am Am7 B7 C Cm D7 E7 F G G#dim

ARRIVEDERCI ROMA

(GRUB melodies 2020)

Renato Rascel & Pietro Garinel

G Cm G
Arr - ive - der - ci Roma ,
G B7 C E7 Am
Goodbye goodbye to Rome.
D7
City of a million moonlit places,

City of a million warm embraces.

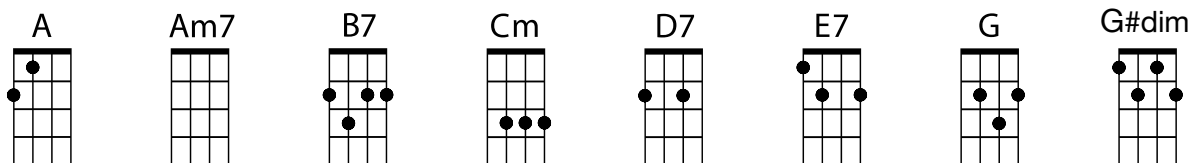
G G#dim Am7 D7
Where I found the one of all the faces, far from home.

G Cm G
Arr - ive - der - ci Roma ,
G B7 C E7 Am
it's time for us to part.
D7

Save the wedding bells for my returning ,

Keep my lover's arms outstretched and yearning.

G F G
Please be sure the flame of love keeps burning in her heart.



Auld Lang Syne

GRUB melodies 2020

Scottish folk Song - words Robert Burns
arr by R. McLaughlin

♩ = 120

Verse

mf Should auld ac- quaint- ance be for- got and

Chords: F, C, C7

Ukulele notation (T, A, B strings):

Measure 1: 0

Measure 2: 1 0 1 0

Measure 3: 3 0 1 0

Measure 4: 3 0 0 3

ne- ver brought to mind. Should auld ac- quaint- ance

Chords: F, F7, Bb, F

Ukulele notation (T, A, B strings):

Measure 5: 1 1 1 3

Measure 6: 5 5 5 5

Measure 7: 3 1 0 0

Measure 8: 1 0 1 1

be for- got and days of auld lang syne. For

Chords: C, C7, Dm, Gm, C7, F

Ukulele notation (T, A, B strings):

Measure 9: 3 1 0 0

Measure 10: 3 0 0 3

Measure 11: 1 2 2 2

Measure 12: 1 1 0 0

Measure 13: 0 5 0 2

Chorus

auld lang syne my dear for auld lang syne we'll

Chords: F, C, C7, F, Bb

Ukulele notation (T, A, B strings):

Measure 14: 3 0 0 1

Measure 15: 3 1 3 5

Measure 16: 3 0 0 3

Measure 17: 5 5 5 7

tak a cup o' kind- ness yet for days of auld lang syne.

Chords: F, C, C7, Dm, Gm, C7, F

Ukulele notation (T, A, B strings):

Measure 18: 3 0 0 1

Measure 19: 3 1 3 0

Measure 20: 1 2 2 2

Measure 21: 1 1 0 0

Measure 22: 0 0 0 2

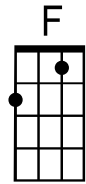
AULD LANG SYNE

(GRUB melodies 2020)


Traditional Scottish Song – words by Robert Burns

Verse: F C C7 F F7 Bb
Should auld acquaintance be forgot and never brought to mind
 F C C7 Dm Gm C7 F
Should auld acquaintance be forgot and days of auld lang syne

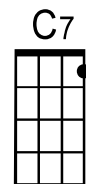
Chorus: F C C7 F F7 Bb
For auld lang syne, my dear, For auld lang syne,
 F C C7 Dm Gm C7 F
We'll tak a cup o' kindness yet for days of auld lang syne



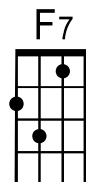
 F C C7 F F7 Bb
And surely ye'll be your pint-stowp! and surely I'll be mine!
 F C C7 Dm Gm C7 F
And we'll tak a cup o' kindness yet, for auld lang syne.



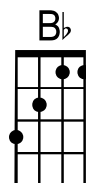
Chorus: F C C7 F F7 Bb
For auld lang syne, my dear, For auld lang syne, ...



 F C C7 F F7 Bb
We twa hae run about the braes, and pu'd the gowans fine;
 F C C7 Dm Gm C7 F
But we've wander'd mony a weary fit, sin auld lang syne.

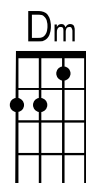


Chorus: F C C7 F F7 Bb
For auld lang syne, my dear, For auld lang syne, ...

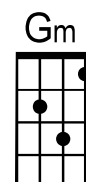


 F C C7 F F7 Bb
We twa hae paidl'd i' the burn, frae morning sun till dine;
 F C C7 Dm Gm C7 F
But seas between us braid hae roar'd sin auld lang syne.

Chorus: F C C7 F F7 Bb
For auld lang syne, my dear, For auld lang syne, ...



 F C C7 F F7 Bb
And there's a hand, my trusty fiere! and gie's a hand o' thine!
 F C C7 Dm Gm C7 F
And we'll tak a right gude-willy waught, for auld lang syne.



Chorus: F C C7 F F7 Bb
For auld lang syne, my dear, For auld lang syne, ...

Away In A Manger

GRUB melodies 2020
Traditional Christmas song

Tabbed by R McLaughlin

♩ = 100

Ukuli.

mf A-

way in a man ger, no crib for a

1 2 3

F F7

0 1 3 0 1 0 1 3 3 5

2 2 2

4 5 6 7

B \flat F G G7

bed, The lit tle Lord Je sus lay down His sweet

1 1 1 1 0 0 1 0 3 2 1

3 3 3 2 0 0 0 0 0 0 0

8 9 10 11

C F F7

head, The stars in the bright sky look ed down where He

3 1 1 3 0 1 1 0 1 3 3 5

0 0 0 2 0 0 0 0 0 0 0

12 13 14 15 16

B \flat F G F

lay, The lit tle Lord Je sus a sleep on the hay

1 1 1 0 0 1 0 3 0 1 0

3 3 2 0 0 2 0 0 0 0 2

AWAY IN A MANGER

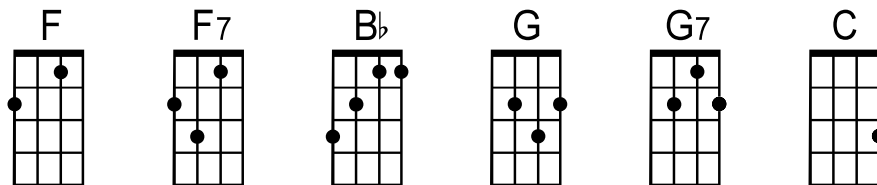
(GRUB melodies 2020)

Traditional Christmas song

Verse 1: F F7 Bb
Away in a manger, no crib for a bed,
 F G G7 C
The little Lord Jesus lay down His sweet head,
 F F7 Bb
The stars in the bright sky looked down where He lay,
 F G C
The little Lord Jesus asleep on the hay

Verse 2: F F7 Bb
The cattle are lowing, the baby awakes
 F G G7 C
But little Lord Jesus, no crying He makes
 F F7 Bb
I love Thee, Lord Jesus, look down from the sky.
 F G C
And stay by my cradle till morning is nigh

Verse 3: F F7 Bb
Be near me, Lord Jesus, I ask Thee to stay
 F G G7 C
Close by me forever, and love me, I pray.
 F F7 Bb
Bless all the dear children in thy tender care,
 F G C
And take us to heaven, to live with Thee there.



"Bésame mucho"

GRUB melodies 2020

Rhumba rhythm

Consuelo Velásquez

A Dm Gm Dm Gm Gm Cdim Gm A7 Dm

9 D7 Gm Dm E7 A7 Dm Gm Dm

B Gm Dm E7 A7 Dm

21 Gm Dm E7 Bb7 A7

A Dm Gm Dm Gm Gm Cdim Gm A7 Dm

33 D7 Gm Dm E7 A7 Dm

BESAME MUCHO

(‘Kiss Me A Lot’)

(GRUB melodies 2020)

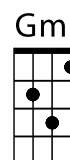
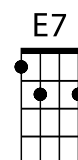
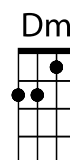
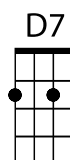
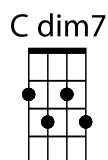
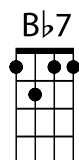
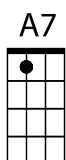
Consuelo Velazquez

(English lyrics as sung by Dean Martin - Written originally in Mexican)

Dm Gm Dm Gm
Besame, besame mucho
Gm Cdim7 Gm A7 Dm
Each time I cling to your kiss I hear music devine
D7 Gm
Besame, Besame mucho
Dm E7 A7 Dm Gm Dm
Hold me my Darling and say that you'll always be mine

Gm Dm
This joy is something new my arms enfolding you
E7 A7 Dm
Never knew this thrill before
Gm Dm
who ever thought I'd be holding you close to me
E7 Bb7 A7
Whispering it's you I adore

Dm Gm Dm Gm
Dear one. if you should leave me
Gm Cdim7 Gm A7 Dm
Each little dream will take wings and my life will be through
D7 Gm
Besame, Besame mucho
Dm E7 A7 Dm. Gm Dm
Love me forever and make all my dreams come true



Blue Moon

GRUB melodies 2020

Rogers & Hart 1934

C Am Dm G7 C Am Dm G7 C Am Dm G7

T
A
B

7 C Am Dm G7 C Am Dm G7 C Am Dm G7 C Am

14 Dm G7 C Am Dm G7 Dm G7 C C7 Dm G7 C

21 Fm Bb Eb G D7 G G7 C Am Dm G7 C Am

28 Dm G7 C Am Dm G7 1. C Am Dm G7 2. C F C

BLUE MOON

(GRUB melodies 2020)

Rogers & Hart 1934

Intro |C Am |Dm G7 |C Am |Dm G7 |

Verse 1: C Am Dm G7 C Am Dm
Blue moon, You saw me standing alone.
G7 C Am Dm
Without a dream in my heart,
G7 C Am Dm G7
Without a love of my own.

Verse 2: C Am Dm G7 C Am Dm
Blue moon, You knew just what I was there for.
G7 C Am Dm
You heard me saying a prayer for,
G7 C Am C C7
Someone I really care for.

Bridge: Dm G7 C C7
And then there suddenly appeared before me.
Dm G7 C
The only one my heart could ever hold.
Fm Bb Eb
I heard somebody whisper, 'Please adore me.'
G D7 G G7
And when I looked, the moon had turned to gold.

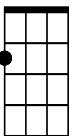
Instrumental: (Verse)

Verse 3: C Am Dm G7 C Am Dm
Blue moon, Now I'm no longer alone.
G7 C Am Dm
Without a dream in my heart,
G7 C Am C C7
Without a love of my own.

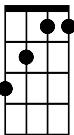
Bridge: And then there suddenly appeared before me....

Ending: C Am Dm G7 C Am Dm G7
Blue moon, Blue moon
C Am Dm G7 C F C
Blue moon, Blue moon

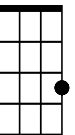
Am



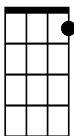
Bb



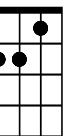
C



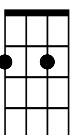
C7



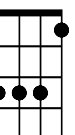
Dm



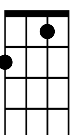
D7



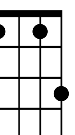
Eb



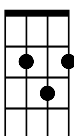
F



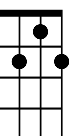
Fm



G



G7



Brahms Lullaby

GRUB melodies 2020

Music by Johannes Brahms

♩ = 120

Ukul.

C

mf Lul- la- by and good night, with pink ros- es de- li- ght. wi- th

TAB

0 0 3 0 0 3 0 3 0 3 2 0 0 3 2 0

G

5 lil- ies o'- er spread, is my ba- by's sweet head. Lay you

G7

TAB

1 2 2 0 1 2 1 2 0 3 2 3 0 0

F

9 down now and rest may your slum- ber be blssed Lay you

C

TAB

3 0 1 3 0 0 1 3 0 3 0 0

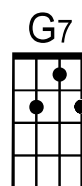
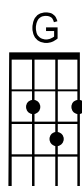
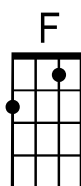
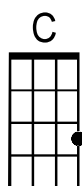
F

13 down now and rest may your slum- ber be blssed

C

TAB

3 0 1 3 0 0 1 0 2 0



BRAHMS LULLABY

(GRUB melodies 2020)

Johannes Brahms

- Verse1:*
- C F C
Lullaby, and good night, with pink roses delight,
G G7 G G7 C
With lilies o'er spread, is my baby's sweet head.
F C F C
Lay you down now and rest, may your slumber be blessed!
F C G G7 C
Lay you down now and rest, may your slumber be blessed!
- Verse2:*
- C F C
Lullaby, and good night, you're your mother's delight,
G G7 G G7 C
Shining angels beside my darling a - bide.
F C F C
Soft and warm is your bed, close your eyes and rest your head.
F C G G7 C
Soft and warm is your bed, close your eyes and rest your head.
- Verse3:*
- C F C
Sleepyhead, close your eyes. Mother's right here beside you.
G G7 G G7 C
I'll protect you from harm; you will wake in my arms.
F C F C
Guardian angels are near, so sleep on with no fear
F C G G7 C
Guardian angels are near, so sleep on with no fear
- Verse4:*
- C F C
Lullaby and sleep tight. Hush! My darling is sleeping
G G7 G G7 C
On his sheets white as cream with his head full of dreams
F C F C
When the Sky's bright with dawn he will wake in the morning
F C G G7 C
When the noontide warms the world he will frolic in the sun.

"Brazil"

GRUB melodies 2020

Samba

Ary Barroso

G Am

12 G Am G G7 F#7 F7 E7

23 Am

33 F/A Am F/A Cm G Am

46 Eb7 D7 G Am G Am G (D7)

Am Cm D7 Eb7 E7 F F7 F#7 G G7

"Chariots of Fire"

GRUB melodies 2020

Vangelis

Musical notation for measures 1-10. Treble clef, key of D major (two sharps). Chords: D, G, D, G, D, G, D, G, D. Fingering: 3, 0-2, 2, 3, 0-2, 0, 2, 3, 0-2, 0, 2, 2-2-3-2, 2, 2, 3, 0-2, 0, 2.

Musical notation for measures 11-17. Treble clef, key of D major. Chords: G, D, G, D, G, D. N.C. (Natural Chord). Fingering: 2, 2, 3, 0-2, 0, 0, 2, 3, 0-2, 0, 2, 2-2-3-2, 2, 2, 5-4-2-0.

Musical notation for measures 18-25. Treble clef, key of D major. Chords: F#m, G, D, F#m A7, D, F#m, G, D, G, D. Fingering: 4, 0-2, 3, 0-5-4-2-0, 4, 5-4-2-0, 4, 0-2, 3, 0, 2-3-2, 2, 2, 5-4-2-0.

Musical notation for measures 26-33. Treble clef, key of D major. Chords: F#m, G, D, F#m A7, D, F#m, G, D, G, D. Fingering: 4, 0-2, 3, 0-5-4-2-0, 4, 5-4-2-0, 4, 0-2, 3, 0, 2-3-2, 2, 2, 3, 0-2.

Musical notation for measures 34-39. Treble clef, key of D major. Chords: D, G, D, G, D, G. Fingering: 0, 2, 2, 5-4-2, 0, 0, 5-4-2, 0, 2, 2, 2-2-3-2, 2.

Musical notation for measures 40-43. Treble clef, key of D major. Chords: D, G, D, G, D. Fingering: 2, 2, 2-3-2, 2, 2, 2-2-3-2, 2, 2.

Chord diagrams for A7, D, G, and F#m.

Christmas In Killarney

Words & Music by Cavanaugh/Redmond/Weldon

GRUB melodies 2020

arranged for ukulele by R. McLaughlin for GRUB

$\text{♩} = 120$

Ukul.

mf

(GRUB melodies 2020)

Chorus:

D G D
The holly green, the ivy green. The prettiest picture you've ever seen

G D E7 A7 D
Is Christmas in Killarney with all of the folks at home.

D G D
It's nice, you know, to kiss your beau while cuddling under the mistletoe

G D E7 A7 D
And Santa Claus you know, of course is one of the boys from home

Bm

Verse: The door is always open. The neighbors pay a call

A E7 A7

And Father John before he's gone will bless the house and all

D G D

Our Hearts are light, our spirits bright, we'll celebrate our joy tonight

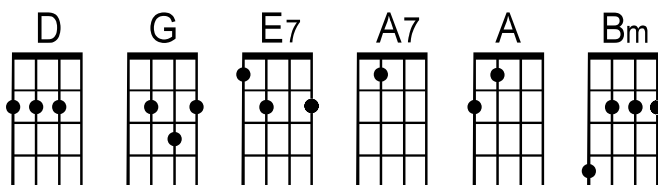
G D E7 A7 D

It's Christmas in Killarney with all of the folks at home

Verse 2: We'll decorate the Christmas tree when all the family's here
 A E7 A7
 Around a roaring fire we will raise a cup of cheer
 D G D
 There's gifts to bring, and songs to sing and laughs to make the rafters ring
 G D E7 A7 D
 Is Christmas in Killarney with all of the folks at home

Verse 3:

Bm
We'll take the horse and sleigh all across the fields of snow
A E7 A7
Listening to the jingle bells everywhere we go
D G D
How grand it feels to click your heels and dance away to the jigs and reels
G D E7 A7 D
It's Christmas in Killarney with all of the folks at home
G D E7 A7 D
It's Christmas in Killarney with all of the folks at home



"Cielito Lindo"

Quinino Mendoza

C G7 C G7 C G7

TAB

9 G7 C

TAB

17 C C7 F G7 C

TAB

25 C G7 C

TAB

C C7 F G7

"Cinco De Mayo"

GRUB melodies 2020

Chris Montez

Chords: G7, C, G7, C

Chords: F, C, G7, C

Chords: C, C, G7

Chords: C, C, F, C

Chords: G7, C, D.S. al Coda C

Chords: C, F, G7

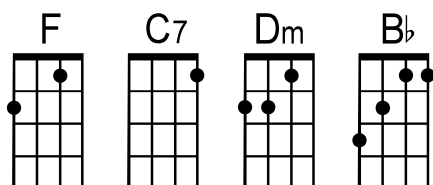
DECK THE HALL (GRUB melodies 2020)

Traditional English Carol, Welsh tune: Nos Galan (19th century)

F C7 F C7 F
 Deck the hall with boughs of holly, Fa la la la la, la la la la.
 F C7 F C7 F
 Tis the season to be jolly, Fa la la la la, la la la la.
 C7 F Dm C7
 Don we now our gay apparel, Fa la la, la la la, la la la.
 F Bb F C7 F
 Troll the ancient Yuletide carol, Fa la la la la, la la la la.

F C7 F C7 F
 See the blazing Yule before us, Fa la la la la, la la la la.
 F C7 F C7 F
 Strike the harp and join the chorus. Fa la la la la, la la la la.
 C7 F Dm C7
 Follow me in merry measure, Fa la la, la la la, la la la.
 F Bb F C7 F
 While I tell of Yuletide treasure, Fa la la la la, la la la la.

F C7 F C7 F
 Fast away the old year passes, Fa la la la la, la la la la.
 F C7 F C7 F
 Hail the new, ye lads and lasses, Fa la la la la, la la la la.
 C7 F Dm C7
 Sing we joyous, all together, Fa la la, la la la, la la la.
 F Bb F C7 F
 Heedless of the wind and weather, Fa la la la la, la la la la



"Donde Estas Corazon"

GRUB melodies 2020

Augusto Pedro Berto

With a tango rhythm

Musical notation for measures 1-5. Treble clef, 4/4 time. Chords: C, G7.

Tablature for measures 1-5:

```

1 2 3 4 5 6 7 8 9 10 11 12
T 0 3 3 3 5 7 7 3 3 3 2 0
B 1 2 1 2 3

```

Musical notation for measures 6-9. Treble clef, 4/4 time. Chord: C.

Tablature for measures 6-9:

```

1 2 3 4 5 6 7 8 9 10 11 12
T 5 5 3 3 3 2 0 0 0 3 3 5
B 5 3 3 3 2 0 0 0 3 3 5

```

Musical notation for measures 10-13. Treble clef, 4/4 time. Chords: C7, F.

Tablature for measures 10-13:

```

1 2 3 4 5 6 7 8 9 10 11 12
T 7 7 3 3 5 3 7 5 3 0 2 3
B 7 3 3 5 3 7 5 3 0 2 3 2

```

Musical notation for measures 14-17. Treble clef, 4/4 time. Chords: C, G7, C, N.C.

Tablature for measures 14-17:

```

1 2 3 4 5 6 7 8 9 10 11 12
T 3 0 1 3 3 1 3 0 2 5 3 3
B 7 0 1 3 3 1 3 0 2 5 3 3

```

Chord diagrams for C, C7, F, and G7.

Chord diagrams:

- C**: Open strings, 5th fret on the 4th string.
- C7**: Open strings, 5th fret on the 4th string, 7th fret on the 1st string.
- F**: 1st fret on the 2nd string, 4th fret on the 3rd string, 5th fret on the 4th string.
- G7**: 3rd fret on the 2nd string, 5th fret on the 3rd string, 7th fret on the 4th string, 7th fret on the 1st string.



"El Condor Pasa"

GRUB melodies 2020

(Note: low G tuning required
for notes below middle C)

Peruvian folk melody

Em G Em

7 G Em

13 C G C

19 G Em

EL CONDOR PASA

(GRUB melodies 2020)

Simon & Garfunkel (1970)

Melody: Daniel Alomía Robles (1913)

Verse 1:

I'd rather be a sparrow than a snail

Yes I would, if I could, I surely would hmm hmm

I'd rather be a hammer than a nail

Yes I would, if I only could, I surely would hmm hmm

C
Chorus: Away, I d rather sail away
G
Like a swan that's here and gone
C
A man gets tied up to the ground
G
He gives the world its saddest sound
Em
It s saddest sound

Em G

Verse 2: I'd rather be a forest than a street

Em

Yes I would, if I could, I surely would hmm hmm

G

I'd rather feel the earth beneath my feet

Em

Yes I would, if I only could, I surely would hmm hmm

C
Chorus: Away, I d rather sail away
G
Like a swan that's here and gone
C
A man gets tied up to the ground
G
He gives the world its saddest sound
Em
It s saddest sound

The First Noel

English Traditional Carol 19thC

GRUB melodies 2020

arranged for ukulele by R. McLaughlin for GRUB

$\text{♩} = 110$

Ukul.

Verse

mf

1 C 2 G 3 F 4 C

5 F 6 C 7 G7 8 C 9

10 G 11 F 12 C 13 F 14 C

Chorus

15 G7 16 C 17 C 18 19 F

20 C 21 F 22 C 23 G7 24 C

The sheet music is written for a ukulele in 3/4 time. It consists of a melody line on a treble clef staff and a guitar-style TAB line below it. The TAB line uses numbers 0-3 to indicate frets. Chord symbols (C, G, F, G7) are placed above the melody line. The piece is divided into a Verse (measures 1-14) and a Chorus (measures 15-24). The tempo is marked as 110 beats per minute. The first measure of the verse is marked with a mezzo-forte (*mf*) dynamic. The key signature is one flat (B-flat), and the time signature is 3/4. The piece ends with a double bar line at measure 24.

THE FIRST NOEL (GRUB melodies 2020)

English Traditional Carol (19th century)

Verse: C G F C
The first Noel the angel did say,
 F C G7 C
Was to certain poor shepherds in fields as they lay;
 C G F C
In fields where they lay keeping their sheep
 F C G7 C
On a cold winters night that was so deep

Chorus: C F C
Noel, Noel, Noel, Noel
F C G7 C
Born is the King of Is-rael.

 C G F C
They looked up and saw a star,
 F C G7 C
Shining in the East, beyond them far;
 C G F C
And to the earth it gave good light;
 F C G7 C
And so it continued both day and night.

 C G F C
This star drew nigh to the North West,
 F C G7 C
O'er Bethlehem it took its rest,
 C G F C
And there it did stop and stay,
 F C G7 C
Right over the place where Jesus lay.

 C G F C
Then enter'd in there Wise Men three
 F C G7 C
Full rev'rently on bended knee,
 C G F C
And offered there in His presence
 F C G7 C
Their gold and myrrh and frankincense.



"Fly Me To The Moon (In Other Words)"

GRUB melodies 2020

Words and Music: Bart Howard

Dm Gm C7 F F7

TAB

5 Bb Gm A7 Dm D7

TAB

9 1. Gm C7 F

TAB

13 Gm C7 F A7

TAB

17 2. Gm C7 Am D7

TAB

21 Gm C7 F

TAB

FLY ME TO THE MOON

(GRUB melodies 2020)

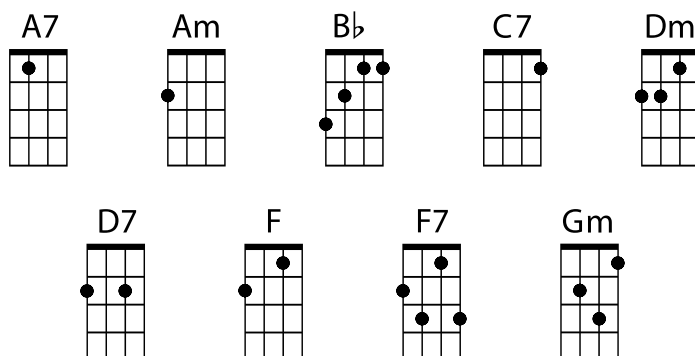
Bart Howard

Dm Gm C7 F F7
Fly me to the moon, let me play among the stars,
Bb Gm A7 Dm D7
Let me see what spring is like on Jupiter and Mars,

Gm C7 F
In other words, hold my hand!
Gm C7 F A7
In other words, baby kiss me!

Dm Gm C7 F F7
Fill my heart with song, and let me sing forever more
Bb Gm A7 Dm D7
you are all I long for all I worship & adore

Gm C7 Am D7
In other words, please be true!
Gm C7 F
In other words I love you



Frankie And Johnny

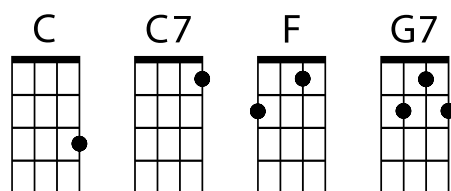
GRUB melodies 2020

Traditional

C C7

F C

G7 C



FRANKIE AND JOHNNY

(GRUB melodies 2020)

Traditionl

Intro: |G7 |G7 |C |C |

C C7
Now Frankie and Johnny were sweethearts, Oh Lord how they did love
F C G7 C
Swore to be true to each other true as the stars above. He was her man, he wouldn't do her wrong

C C7
Now Frankie went down to the corner, just for a bucket of beer
F C G7 C
She said Mr. Bartender has my lovin' Johnny been here. He's my man, he wouldn't do me wrong

C C7
I don't want to cause you no trouble, woman I ain't gonna lie
F C G7 C
I saw your lover an hour ago with a girl named Nellie Blie. He was your man, but he's doin' you wrong

C C7
Now Frankie looked over the transom, she saw to her surprise
F C G7 C
There on the couch sat Johnny making love to Nellie Blie. He's my man, but he's doing me wrong

C C7
Frankie threw back her Kimono, took out her little forty-four
F C G7 C
Rooty-too-too 3 times she shot right through that hardwood door. Shot her man, he was doing her wrong

Instrumental (*Verse Chords*)

C C7
Bring out the rubber tired buggy, bring out the rubber tired hack
F C
I'm taking my man to the graveyard but I ain't gonna bring him back.
G7 C
He was my man, but he done me wrong

C C7
Bring out a thousand policemen, bring 'em around today
F C G7 C
To lock me down in that dungeon cell and throw that key away. I shot my man, he was doin' me wrong

C C7
Frankie she said to the warden, what are they going to do?
F C G7 C
The warden he said to Frankie it's the electric chair for you. You shot your man, he was doing you wrong.

C C7
Now this story has no moral, this story has no end.
F C G7 C
This story just goes to show that there ain't no good in men. He was her man, but he done her wrong

Frosty The Sowman

GRUB melodies 2020

W. Rollins & S. Nelson (1950)

$\text{♩} = 160$

Ukul.

Verse 1 & 4

C F C F C G7 C

1 2 3 4 5 6 7 8

mf
Fros ty the snow man was a jol ly hap py soul with a corn cob pipe & a but ton nose & two eyes made out of coal.

TAB

3-0-1 3 3-2-3 5-3-2-0 3 2-3 5-3-2-0-0 3 0-3 3-1-0 2 3

Verse 2 & 5

C F C F C G7 C

9 10 11 12 13 14 15 16

Fros ty the snowman is a fair y tale they say He was made of snow but the child ren know how he came to life that day There

TAB

3-0-1 3 3-2-3 5-3-2-0 3 2-3 5-3-2-0-0 3 0-3 0 3-1-0 2 0-0

Bridge

F Em Dm C G D7 G

17 18 19 20 21 22 23 24

must have been some mag ic in that old silk hat they found for when thy put it on his head he be gan to dance a round Oh

TAB

0-0-3-3 2-0 3-0 1 0 3-1 0-0 2-2 3-3 2-2-5-5-2 5-3-2-0 3 3

Verse 3 & 6

C F C F C G7 C

25 26 27 28 29 30 31 32

Fros ty the snow man was a live as he could be & the Child ren say he could laugh & play just the same as you & me.

TAB

3-0-1 3 3-2-3 5-3-2-0 3 2-3 5-3-2-0-0 3 0-3 3-1-0 2 0

Ending

C G7

33 34 35 36

Thum pet y thump thump thum pe ty thump thump look at fros ty go

TAB

3-3-3-3-3 5-3-3-3-3 5-3-2-3 2

C

37 38 39 40

Thum pet y thump thump thum pe ty thump thump o ver the hills of snow

TAB

3-3-3-3-3 5-3-3-3-3 3-3-3 0 2 3

FROSTY THE SNOWMAN (GRUB melodies 2020)

W Rollins & S Nelson (1950)

Intro: 4 | C | | |

Verse 1: C F C
Frosty the Snow Man, was a jolly happy soul
F C G7 C
With a corn-cob pipe and a button nose and two eyes made out of coal.

Verse 2: C F C
Frosty the Snow Man, is a fairy tale they say
F C G7 C
He was made of snow but the children know how he came to life one day.

Bridge 1: F Em Dm C
There must have been some magic in that old silk hat they found,
G D7 G
For when they put it on his head he began to dance around.

Verse 3: C F C
Oh, Frosty the Snow Man was alive as he could be,
F C G7 C
And the children say he could laugh and play just the same as you and me.

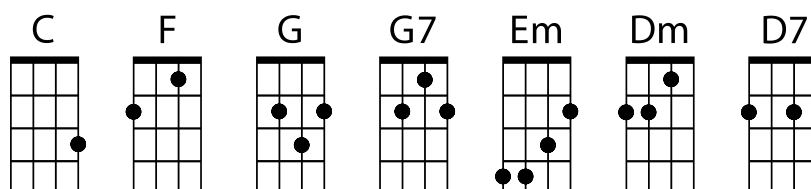
Verse 4: C F C
Frosty the Snow Man knew the sun was hot that day,
F C G7 C
So he said, "Let's run and we'll have some fun now before I melt away."

Verse 5: C F C
Down to the village, with a broomstick in his hand,
F C G7 C
Running here and there all around the square, saying "Catch me if you can."

Bridge 2: F Em Dm C
He led them down the streets of town right to the traffic cop,
G D7 G
And he only paused a moment when he heard him holler, "Stop!"

Verse 6: C F C
Frosty the Snow Man had to hurry on his way,
F C G7 C
But he waved good-bye, saying, "Don't you cry; I'll be back again some day."

Ending: C G7
Thumpety thump thump, thumpety thump thump, look at Frosty go.
C
Thumpety thump thump, thumpety thump thump, over the hills of snow



"The Godfather (Love Theme)" GRUB melodies 2020

Nino Rota

A Dm Gm Dm Dm/F Gm

TAB

6 Gm Dm A7 1. Dm 2. Dm

TAB

B C7 F Eb Gm A

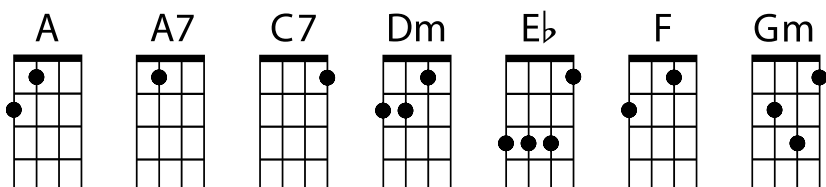
TAB

A Dm Gm Dm Gm

TAB

19 Gm Dm A7 Dm

TAB



"Godfather Waltz"

GRUB melodies 2020

Nino Rota

Musical notation for measures 1-6. Chords: Dm, Gm.

TAB: 5 4 5 6 5 5 1 1 1 5 4 5 6 5

Musical notation for measures 7-12. Chords: Dm, A7, Dm.

TAB: 5 0 0 0 5 4 5 8 5 4 7 5

Musical notation for measures 13-18. Chords: Gm, Dm, A7.

TAB: 1 0 1 5 4 0 0 0 0 2 4 5 7

Musical notation for measures 19-24. Chords: Dm, Bb, Gm, A7, Dm. Ends with "Fine".

TAB: 8 8 8 7 5 4 7 5 5

Musical notation for measures 25-32. Chords: Gm, Eb, Dm, Gm, D.

TAB: 6 5 4 5 6 5 4 5 6 5 4 5 6 5 3 1 0 3 2 3 0 0

Musical notation for measures 33-40. Chords: Gm, Dm, Am, E7, Am. Ends with "D.C. al Fine".

TAB: 6 5 4 5 6 5 4 5 6 5 4 5 8 7 5 3 2 0 4 2 0 0

Chord diagrams for: A7, Am, Bb, C7, D7, Dm, Gm, F, F7, Gm.

Goodnight Irene

GRUB melodies 2020

Huddie Leadbetter

C G7 C

3 5 3 2 0 3 5 7 5 3 7

9 F G7 C

7 7 5 3 5 3 0 0 3 5 7 5 3 3

17 C G7 C

3 3 3 5 3 3 2 5 5 5 5 7 7 5 3 7

25 F G7

7 7 7 5 5 3 0 3 0 3 5 7 5 3

GOODNIGHT IRENE

(GRUB melodies 2020)

Huddie ledbetter (1888–1949)

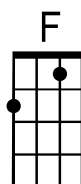
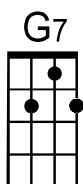
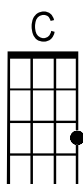
3/4

Chorus: C G7 C
Irene, goodnight Irene, Irene goodnight
 F G7 C
Goodnight Irene, goodnight Irene. I'll get you in my dreams

Verse1: C G7
Last Saturday night I got married
 C
Me and my wife settled down
 F
Now me and my wife have parted
 G7 C
I'm gonna take a little stroll down town. ...Chorus

Verse2: C G7
Sometimes I live in the country
 C
Sometimes I live in town
 F
Sometimes I get a notion
 G7 C
To jump in the river and drown ...Chorus

Verse3: C G7
Stop your rambling, stop your gambling
 C
Stop staying out late at night
 F
Come home to your wife and family
 G7 C
And sit down by the fireside bright. ...Chorus



"Greensleeves" - traditional GRUB melodies 2020

Am G F E7

TAB

10 Am G F E7 Am

TAB

18 C G F E7

TAB

26 C G F E7 Am

TAB

Am C E7 F G

GREENSLEEVES (GRUB melodies 2020)

Traditional English Ballad 16th Century

Verse 1: Am G
Alas my love, you do me wrong,
 F E7
To cast me off so discourteously,
 Am G
For I have loved you so long,
 Am E7 Am
Delighting in your company.

Chorus: C G
Greensleeves was all my joy,
 F E7
Greensleeves was my delight,
 C G
Greensleeves was my heart of gold,
 F E7 Am
And who but my lady greensleeves.

Verse 2: Am G
Thy gown was of the grassy green,
 F E7
They sleeves of satin hanging by,
 Am G
Which made thee be our harvest queen,
 F E7 Am
And yet thou wouldst not love me.

Chorus: C G
Greensleeves was all my joy,
 F E7
Greensleeves was my delight,
 C G
Greensleeves was my heart of gold,
 F E7 Am
And who but my lady greensleeves.

Verse 3: Am G
Your vows you've broken, like my heart,
 F E7
Oh, why did you so enrapture me?
 Am G
Now I remain in a world apart
 F E7 Am
But my heart remains in captivity.

Grub Springs

GRUB melodies 2020

Traditional Fiddle Tune

G D G D

TAB

G D7 G

G C G C

G C G D7 G

C D D7 G

"Guantanamera"

Jose Marti

Chorus

Chorus

Gm7 C7 F C7

5 5 5 5 5 1 5 5 3 5 0 3 3

5 F Bb C7 F Bb C7

0 1 3 5 3 5 1 3 1 1 0 2 0 1 3 3

Verse

Verse

9 Bb C7 F Bb C7

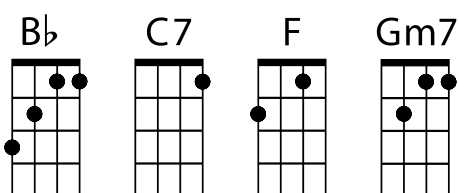
1 3 1 3 3 3 0 1 0 1 2 3 3 1 3 3

13 Bb C7 Gm7 C7

1 3 1 3 3 3 3 3 3 3 1 0 3 3 3 0 1

17 F Bb C7 F Bb C7

3 3 3 5 3 5 1 3 1 1 0 2 0



HAPPY BIRTHDAY

GRUB melodies 2020

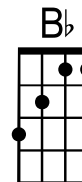
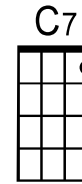
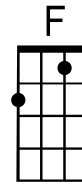
Traditional

F C7
Happy birthday to you

F
Happy birthday to you

C7 Bb
Happy birthday happy birthday

F C7 F
Happy birthday to you



Happy Birthday

Ukulele Arrangement
arr: R McLaughlin

Words & Music by traditional

♩ = 120

Ukul.

1 F C7
Hap- py birth- day to you hap- py

3 F
birth- day to you hap- py birth- day hap- py

6 C7 Bb F C7 F
birth- day hap- py birth- day to you

"Hava Nagila"

GRUB melodies 2020

Slow D Gm 1. D Cm D 2. D Cm D

TAB

6 Faster D Cm 1. D Cm D 2. D Cm D

TAB

11 Speeding up Gm Faster Gm D7

TAB

16 Slower Slower a tempo Gm

TAB

Cm D D7 Gm

Heart and Soul

GRUB melodies 2020

uke picking melody
arranged by R. McLaughlin

Words by Frank Loesser
Music by Hoagie Carmichael. (1938)

♩ = 120

(♩ = ♩ ♩) swing feel



Ukulele

Ukulele staff 1 (Measures 1-4). Chords: C, Am, Dm, G7, C, Am, Dm, G7. Fingering: 8-8, 7-7, 9-9, 8-8, 5-5, 5-5, 7-7. Dynamic: *mf*.

Ukulele staff 2 (Measures 5-9). Chords: C, Am, Dm, G7, C, Am, Dm, G7, C, Am. Fingering: 7-7-7, 7-5-3-5-7-8, 10, 12-10-8-7, 10, 8-8-10, 9-9, 7-8. Includes triplets in measures 8 and 9.

Ukulele staff 3 (Measures 10-14). Chords: Dm, G7, Dm, C7, F, E7, A7, D7, G7, C. Fingering: 10-10, 7-8-10-10, 10-10, 7-8-10-10, 12-10-8-7-5, 4-5, 2-3. Includes first and second endings.

Ukulele staff 4 (Measures 15-19). Chords: B7, E7, F, E7, A7, D7, G7, C, B7, E7. Fingering: 0-2, 12-10-8-7-5, 4-5, 2-3, 0-2.

Ukulele staff 5 (Measures 20-24). Chords: C, Am, Dm, G7, C, Am, Dm, G7, C, Am. Fingering: 3-3-3, 3-2-0-2-3-5, 7-7-7, 7-5-3-5-7-8, 10-8.

Ukulele staff 6 (Measures 25-28). Chords: Dm, G7, E7, Dm, G7, C. Fingering: 12-10-8-7-10, 7, 8-7-5-3-2, 3. Ends with D.S. al Fine.

HEART and SOUL

(GRUB melodies 2020)

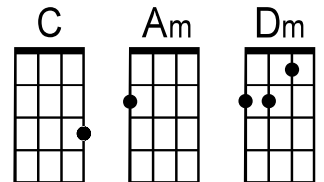
Lyrics by Frank Loesser, music by Hoagie Carmichael. (1938)

Intro: |:C Am |Dm G7 :|

Verse 1: C Am Dm G7
Heart and soul, I fell In love with you,
C Am Dm G7
Heart and soul, the way a fool would do,
C Am Dm G7 C Am Dm G7
Madly... Because you held me tight, and stole a kiss in the night...

Verse 2: C Am Dm G7
Heart and soul, I begged to be adored,
C Am Dm G7
Lost control, and tumbled overboard,
C Am Dm G7 C Am Dm C7
Gladly... That magic night we kissed, there in the moon mist.

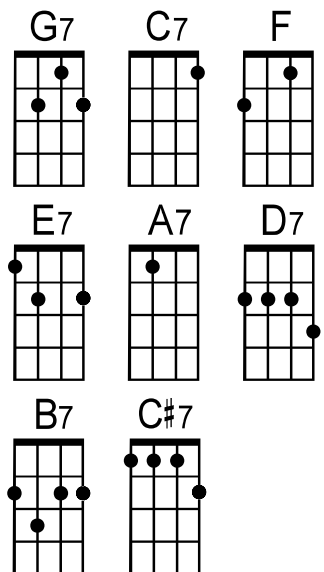
Bridge: F E7 A7 D7 G7 C B7 E7
Oh! but your lips were thrill - ing, much too thrill - ing,
F E7 A7 D7 G7 C B7 G7
Never before were mine so strange - ly will - ing.



Verse 3: C Am Dm G7
But now I see, what one embrace can do,
C Am Dm G7
Look at me, it's got me loving you,
C Am Dm G7 E7 Dm G7 |C | |
Madly... That little kiss you stole, Held all my heart and soul.

Instrumental: |C Am |Dm G7| C Am |Dm G7 |
|C Am |Dm G7| C Am |Dm C7 |

Bridge: F E7 A7 D7 G7 C B7 E7
Oh! but your lips were thrill - ing, much too thrill - ing,
F E7 A7 D7 G7 C B7 G7
Never before were mine so strange - ly will - ing.



Verse 4: C Am Dm G7
But now I see, what one embrace can do,
C Am Dm G7
Look at me, it's got me loving you,
C Am Dm G7 E7
Madly... That little kiss you stole,
Dm G7 |C | / C#7 C - |
Held all my heart and soul.

HE'LL HAVE TO GO

GRUB melodies 2020

Ukulele Arrangement
Jim Reeves

Arranged by R.McLaughlin

$\text{♩} = 80$

Ukul.

$\%$

C F C F C

mf

Am D7 G C C7 F

6

Fm C G C G

Da Coda 1.

12

2.

17 C7 F C

D.S. al Coda \oplus

22 F C D7 G C

HE'LL HAVE TO GO

(GRUB melodies 2020)

Recorded by Jim Reeves

Written by J. Allison and A. Allison

3/4

Intro:

|C |G |C |G |

Verse 1:

Put your sweet lips a little closer to the phone
Let's pretend that we're together all alone
I'll tell the man to turn the jukebox way down low
And you can tell your friend there with you he'll have to go.

Verse 2:

Whisper to me, tell me do you love me true
Or is he holding you the way I do
Though love is blind, make up your mind, I've got to know
Should I hang up, or will you tell him, he'll have to go.

Bridge:

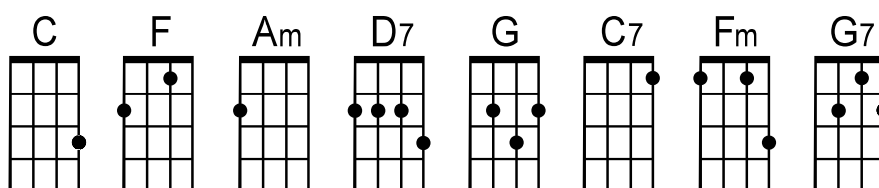
You can't say the words I want to hear when you're with another man
Do you want me, answer yes or no. Darling, I will understand.

Verse 3:

Put your sweet lips a little closer to the phone
Let's pretend that we're together all alone
I'll tell the man to turn the jukebox way down low
And you can tell your friend there with you he'll have to go.

Ending:

Yes you can tell your friend there with you he'll have to go.



HERE COMES THE SUN (uke TAB)

The Beatles

GRUB melodies 2020
Tabbed by R.McLughlin

♩ = 120

Ukul.

Intro

G

1 2 3 4 5

mf

TAB

3 2 0 2 3 (3) 2 0 3 0 3 2 0 2 3 0 2 3 2 3

Chorus1

C D7 G

6 7 8 9 10

TAB

(3) 2 0 3 0 2 0 3 2 2 0 2 3 (3) 2 3 0 2

C A7 G C G Am G D

11 12 13 14 15

TAB

0 2 0 2 3 3 0 3 3 2 0 3 0 3 0 3 2 3 2 0 2

Verse1,2&3

16 17 18 19

TAB

3 2 3 0 2 3 (3) 2 0 3 0 3 2 0 2 3 0 2

G C D7

20 21 22 23

TAB

3 2 3 0 2 3 (3) 2 0 3 0 2 0 3 2 2

Chorus2&3

G C A7 G

24 25 26 27 28

TAB

3 2 3 0 2 3 (3) 2 3 0 2 0 2 3 3 0 3 3 2 0 3 2

Da Coda

29 C G Am 30 G D 31 G 32 D7 33 D7 34

Bridge

35 Bb 36 F 37 C 38 G 39 D7 40

D.S. al Coda

41 D7 42 43 44

Repeat Chorus

45 G 46 C 47 A7 48

Ending

49 G 50 C G Am 51 G D 52 G

$\text{♩} = 120 \text{ rall.} \text{-----} \text{♩} = 39$

53 C G Am 54 G D 55 Bb F C 56 G

HERE COMES THE SUN

(Simplified version)

(GRUB melodies 2020)

The Beatles

Intro: |:G | |C |D7 |:

Chorus: G C A7
Here comes the sun (*du du du du*) here comes the sun
G $\frac{3}{8}$ C |G |Am |G $\frac{2}{4}$ D |
And I say, it's alright

Verse1: G C D7
Little darling, it's been a long cold lonely winter
G C D7
Little darling, it feels like years since it's been here

Chorus: G C A7
Here comes the sun (*du du du du*) here comes the sun
G $\frac{3}{8}$ C |G |Am |G $\frac{2}{4}$ D |
And I say, it's alright

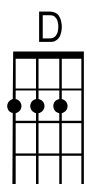
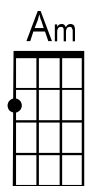
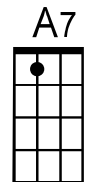
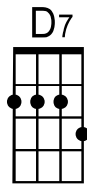

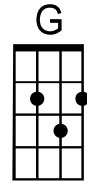
Verse 2: G C D7
Little darling, the smiles returning to the faces
G C D7
Little darling, it seems like years since it's been here

Chorus: G C A7
Here comes the sun (*du du du du*) here comes the sun
G $\frac{3}{8}$ C |G |Am |G $\frac{2}{4}$ D |
And I say, it's alright

Verse 3: G C D7
Little darling, I feel that ice is slowly melting
G C D7
Little darling, it seems like years since it's been clear

Chorus: G C A7
Here comes the sun (*du du du du*) here comes the sun
(X2) G $\frac{3}{8}$ C |G |Am |G $\frac{2}{4}$ D |
And I say, it's alright

Ending: G $\frac{3}{8}$ C |G |Am |G $\frac{2}{4}$ D |G |
It's alright



HERE COMES THE SUN

(extended version)

(GRUB melodies 2020)

The Beatles

4/4 except where noted

Intro: |:G | |C |D7 |:

Chorus: G C A7
Here comes the sun (du du du du) here comes the sun

G |C- G- Am- | G- D |
And I say, it's alright

Verse1: G C D7
Little darling, it's been a long cold lonely winter
G C D7
Little darling, it feels like years since it's been here

Chorus: G C A7
Here comes the sun (du du du du) here comes the sun
G |C- G- Am- | G- D |G |D7 |
And I say, it's alright

Verse 2: G C D7
Little darling, the smiles returning to the faces
G C D7
Little darling, it seems like years since it's been here

Chorus: G C A7
Here comes the sun (du du du du) here comes the sun
G |C- G- Am- | G- D |G |^{2/4}D7 |
And I say, it's alright

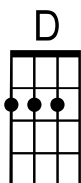
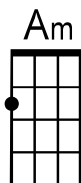
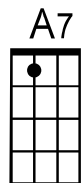
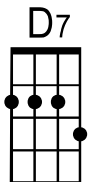
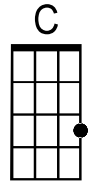
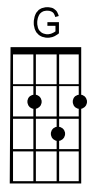
|^{3/8}D7 |Bb |F |^{5/8}C |^{4/4}G |^{2/4}D7 |^{3/8}D7 |

Bridge: |: ^{3/8}Bb |F |^{5/8}C |^{4/4}G |^{2/4}D7 |^{3/8}D7 | (4x)
Sun, sun, sun, here it comes
|: ^{3/8}Bb |F |^{5/8}C |^{4/4}G |D7 | | | |
Sun, sun, sun, here it comes

Verse 3: G C D7
Little darling, I feel that ice is slowly melting
G C D7
Little darling, it seems like years since it's been clear

Chorus: G C A7
Here comes the sun (du du du du) here comes the sun
(X2) G |C- G- Am- | G- D |
And I say, it's alright

G |C- G- Am- | G- D |Bb- F- C | G |
Ending: It's alright



Holly And The Ivy

GRUB melodies 2020

Traditional English Carol 19thC

Music by arranged for ukulele by R.McLaughlin

$\text{♩} = 120$

Ukul.

mf

1 G 2 Em 3 D

Tablature for measures 1-4: Measure 1: 3; Measure 2: 3-3-3-7; Measure 3: 5-2-3; Measure 4: 3-3-3-7. Measure 5: 5-5-3.

5 G 6 Em 7 G 8 D7 G

Tablature for measures 5-8: Measure 5: 2-0-3-2-2; Measure 6: 0-0-2-3-0; Measure 7: 2-3-2-0; Measure 8: 3-3.

9 10 Em 11 D

Tablature for measures 9-12: Measure 9: 3-3-3-7; Measure 10: 5-2-3; Measure 11: 3-3-3-7; Measure 12: 5-5-3.

13 G 14 Em 15 G 16 D7 G

Tablature for measures 13-16: Measure 13: 2-0-3-2-2; Measure 14: 0-0-2-3-0; Measure 15: 2-3-2-0; Measure 16: 3.

(GRUB melodies 2020)

G Em D

Verse 1: The holly and the ivy, when they are both full grown,

G Em G D7 G

Of all the trees that are in the wood, the holly bears the crown.

G Em D

Chorus: The rising of the sun and the running of the deer,

G Em G D7 G

The playing of the merry organ, sweet singing in the choir.

G Em D

Verse 2: The holly bears the blossom, as white as the lily flower,

G Em G D7 G

And Mary bore sweet Jesus Christ to be our sweet Saviour:

Verse 3: G Em D
The holly bears a berry, as red as any blood,
 G Em G D7 G
And Mary bore sweet Jesus Christ to do poor sinners good:

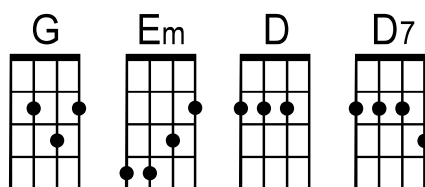
Verse 4: G Em D
The holly bears a prickle, as sharp as any thorn,
 G Em G D7 G
And Mary bore sweet Jesus Christ on Christmas day in the morn.

G Em D

Verse 5: The holly bears a bark, as bitter as any gall,

G Em G D7 G

And Mary bore sweet Jesus Christ for to redeem us all:



I Saw Three Ships

GRUB melodies 2020

English Traditional Carol 17thC

arranged for ukulele by R. McLaughlin for GRUB

♩ = 120

Ukul.

mf

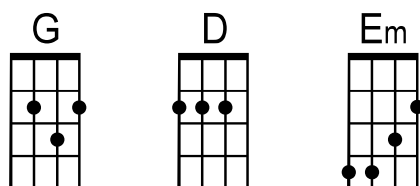
1 G 2 D 3 G 4 D

5 Em 6 D 7 G 8 D G

TAB

2 3 3 0 2 5 2 0 3 2 3 3 2 0 2 2 2

3 3 0 2 5 2 0 3 2 3 3 0 2 0 3



I SAW THREE SHIPS

(GRUB melodies 2020)

English Traditional Carol (17th century)

G D G D
I saw three ships come sailing in, on Christmas day, on Christmas day
Em D G Em D G
I saw three ships come sailing in, on Christmas day in the morning.

G D G D
And what was in those ships all three, on Christmas day, on Christmas day?
Em D G Em D G
And what was in those ships all three, on Christmas day in the morning?

G D G D
Our Savior, Christ, and His Lady, on Christmas day, on Christmas day
Em D G Em D G
Our Savior, Christ, and His Lady, on Christmas day in the morning.

G D G D
Pray, whither sailed those ships all three, on Christmas day, on Christmas day?
Em D G Em D G
Pray, whither sailed those ships all three, on Christmas day in the morning?

G D G D
O, they sailed to Bethlehem, on Christmas day, on Christmas day
Em D G Em D G
O, they sailed to Bethlehem, on Christmas day in the morning.

G D G D
And all the bells on earth shall ring, on Christmas day, on Christmas day
Em D G Em D G
And all the bells on earth shall ring, on Christmas day in the morning.

G D G D
And all the angels in Heaven shall sing, on Christmas day, on Christmas day
Em D G Em D G
And all the angels in Heaven shall sing, on Christmas day in the morning.

G D G D
Then let us all rejoice amen, on Christmas day, on Christmas day
Em D G Em D G
Then let us all rejoice amen, on Christmas day in the morning.

G D G D
And all the souls on earth shall sing, on Christmas day, on Christmas day
Em D G Em D G
And all the souls on earth shall sing, on Christmas day in the morning.

GRUB melodies 2020

♩ = 120

G.R.U.B.

IT'S ONLY A PAPER MOON

(GRUB melodies 2020)

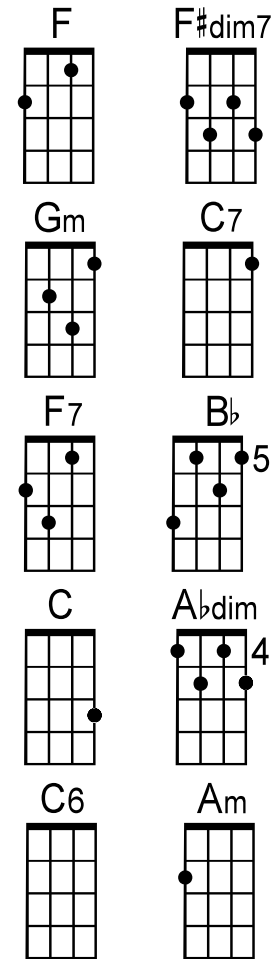
Harold Arlen (1933)

Verse 1: F F#dim7 Gm
It's only a paper moon
C7 F
Sailing over a cardboard sea
F7 Bb
But it wouldn't be make-believe
C7 C F C7
If you believed in me

Verse 2: F F#dim7 Gm
Yes, it's only a canvas sky
C7 F
Hanging over a muslin tree
F7 Bb
But it wouldn't be make-believe
C7 C F
If you believed in me

Bridge: Gm Abdim F
Without your love
C C6 F
It's a honky-tonk parade
Gm Abdim F
Without your love
Am F#dim7 Gm C
It's a melody played in a penny arcade

Verse 3: F F#dim7 Gm
It's a Barnum and Bailey world
C7 F
Just as phony as it can be
F7 Bb
But it wouldn't be make-believe
C7 C F
If you believed in me



Jingle Bells

James Lord Pierpont 1857

GRUB melodies 2020

Arranged by R. McLaughlin for ukulele

♩ = 110

Ukulele

mf

1 2 3 4

5 6 7 8

9 10 11 12

13 14 15 16

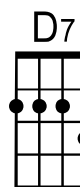
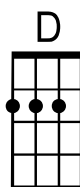
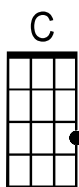
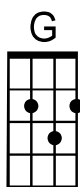
G C D7 G

C D D7 G

C G A7 D7

G C G D7 G

TAB



JINGLE BELLS

(One Horse Open Sleigh)

(GRUB melodies 2020)
James Lord Pierpont 1857

Verse 1:

G C
Dashing through the snow, in a one-horse open sleigh,
D7 G
O'er the fields we go, laughing all the way.
C
Bells on bob-tails ring, making spirits bright,
D D7 G
What fun it is to ride and sing a sleighing song tonight. Oh!

Chorus: G
Jingle bells, jingle bells, Jingle all the way!
C G A7 D7
O what fun it is to ride in a one-horse open sleigh, hey!
G
Jingle bells, jingle bells, Jingle all the way!
C G D7 G
O what fun it is to ride in a one-horse open sleigh

Verse 2:

G C
A day or two ago, I thought I'd take a ride

D7 G
And soon Miss Fanny Bright was seated by my side

C
The horse was lean and lank, misfortune seemed his lot

D D7 G
We ran into a drifted bank and there we got upstot. Oh!

Verse 3:

G C
A day or two ago, the story I must tell

D7 G
I went out on the snow and on my back I fell

C
A gent was riding by in a one-horse open sleigh

D D7 G
He laughed at me as I there lay but quickly drove away. Oh!

Verse 4:

G C
Now the ground is white, go it while you're young

D7 G
Take the girls along and sing this sleighing song

C
Just bet a bobtailed bay, Two forty as his speed

D D7 G
Hitch him to an open sleigh and crack! You'll take the lead. Oh!

"Joey's Song"

GRUB melodies 2020

Gallop/Reisman

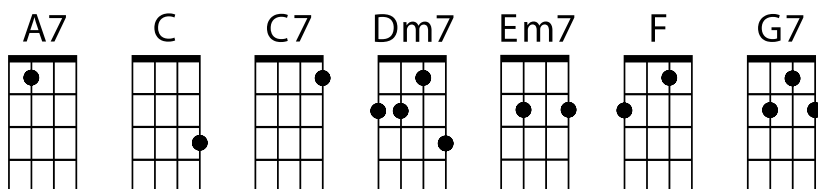
C

1. 6 G7

13 C

2. 17 C7 F Dm7 G7 C Em7 A7

24 Dm7 G7 Dm7 G7 C





Killing The Blues

(GRUB melodies 2020)

Rowland Salley

First system of music (measures 1-5). Chords: G, G7, C.

TAB

5	3	2	0	3	5	3	2	0	3	2	2	0	2	3	2	2	2	0	3	3	0
---	---	---	---	---	---	---	---	---	---	---	---	---	---	---	---	---	---	---	---	---	---

Second system of music (measures 6-10). Chords: G, Gsus4, D7.

6

6

3	3	3	2	0	2	2	2	3	2	0	0	0	0	2	3	2	0	2	0	2	0
---	---	---	---	---	---	---	---	---	---	---	---	---	---	---	---	---	---	---	---	---	---

Third system of music (measures 11-15). Chords: C, G, D7, G.

11

11

3	3	0	3	0	2	3	3	3	3	2	0	0	2	3	3	2	2	3	2	2	3
---	---	---	---	---	---	---	---	---	---	---	---	---	---	---	---	---	---	---	---	---	---

Chord diagrams for C, D7, G, G7, Gsus4, and G7.

KILLING THE BLUES

(GRUB melodies 2020)

Rowland Salley

Intro: |G Gsus4 | G Gsus4 |

Verse1.:
Leaves were falling, just like embers,
In colours red and gold, they set us on fire
Burning just like moonbeams in our eyes.

Chorus:
Somebody said they saw me, swinging the world by the tail
Bouncing over a white cloud, killing the blues.

Verse2.:
Now I'm guilty of something...
I hope you never do because there is nothing
Any sadder than losing yourself in love.

Chorus:
Somebody said they saw me, swinging the world by the tail
Bouncing over a white cloud, killing the blues.

Instrumental (verse & Chorus)

Verse 3:
And then you ask me... just to leave you
To set out on my own and get what I needed.
You want me to find what I've already had.

Chorus:
X2
Somebody said they saw me, swinging the world by the tail
Bouncing over a white cloud, killing the blues.

Ending: |D7 | |C | |G |D7 |G | |

Lili Marlene

(GRUB melodies 2020)

Uke Melody & Intro

$\text{♩} = 120$

Verse melody
C

1 2 3 4

mf

G G

Ukul.

TAB

0 0 1 3 0 1 0 1 3 2 2 0 1 3 2 0 3 1 0

(Introduction)
F

5 6 7 8

C G C

0 2 3 2 0 0 3 2 0 3 1 0 3 1 0 3 0

TAB

9 10 11 12

G C G C

3 1 1 5 3 3 0 3 2 1 2 0

TAB



LILI MARLENE

(GRUB melodies 2020)

"Das Mädchen unter der Laterne"

Hans Leip (1915) Marlene Dietrich (1937)

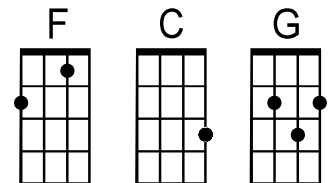
Intro: |F |C |G |C |G |C |G |C |

Verse 1: C G
Outside the barracks, by the corner light
C
I'll always stand and wait for you at night
F C G C
We will create a world for two. I'll wait for you the whole night through
G C G C
For you, Lili Marlene For you, Lili Marlene

Verse 2: C G
Bugler tonight don't play the call to arms
C
I want another evening with her charms
F C G C
Then we will say goodbye and part. I'll always keep you in my heart
G C G C
With me, Lili Marlene With me, Lili Marlene

Verse 3: C G
Give me a rose to show how much you care
G C
Tie to the stem a lock of golden hair
F C G C
Surely tomorrow, you'll feel blue but then will come a love that's new
G C G C
For you, Lili Marlene For you, Lili Marlene

Instrumental (verse chords)



Verse 4: C G
When we are marching in the mud and cold
C
And when my pack seems more than I can hold
F C G C
My love for you renews my might. I'm warm again, my pack is light
G C G C
It's you, Lili Marlene It's you, Lili Marlene

Ending:
(slow) F C G C
My love for you renews my might I'm warm again, my pack is light
G C G C
It's you, Lili Marlene It's you, Lili Marlene

"The Lonely Bull (El Solo Toro)" GRUB melodies 2020

Sol Lake

(G) % F G F G F

7 Eb D7 G Am7 D7 1. G 2. G

Fine

12 C G Bb G

16 C G A7 D7 G D.S. al Fine

Am7 A7 Bb C D7 Eb F G



Marie's Wedding

GRUB melodies 2020

Scottish Folk Tune (1934)

Chorus G

C

D

First system of the Chorus, measures 1-4. The melody is in G major (one sharp) and 2/4 time. The notes are: G4 (quarter), A4 (quarter), B4 (quarter), G4 (quarter), F#4 (quarter), E4 (quarter), D4 (half). The fretboard diagram shows fingerings: 2, 2, 2, 0, 3, 0, 2, 0, 3, 0, 3, 2, 0, 2, 5.

G

C

D

Second system of the Chorus, measures 5-8. The melody continues: G4 (quarter), A4 (quarter), B4 (quarter), G4 (quarter), F#4 (quarter), E4 (quarter), D4 (half). The fretboard diagram shows fingerings: 2, 2, 2, 0, 3, 0, 2, 0, 3, 0, 0, 2, 2.

Verse G

C

D

First system of the Verse, measures 1-4. The melody is in G major (one sharp) and 2/4 time. The notes are: G4 (quarter), A4 (quarter), B4 (quarter), G4 (quarter), F#4 (quarter), E4 (quarter), D4 (half). The fretboard diagram shows fingerings: 5, 5, 5, 7, 5, 3, 2, 0, 3, 0, 3, 2, 0, 2, 5.

G

C

D

Second system of the Verse, measures 5-8. The melody continues: G4 (quarter), A4 (quarter), B4 (quarter), G4 (quarter), F#4 (quarter), E4 (quarter), D4 (half). The fretboard diagram shows fingerings: 5, 5, 5, 7, 5, 3, 2, 0, 3, 0, 0, 2, 2.

MARIE'S WEDDING

(GRUB melodies 2020)

Scottish Folk song

G C D
Chorus : Step we gaily on we go Heel for heel and toe for toe
G C D
Arm and arm and row on row all for Marie's wedding

G C D
Verse 1: Over hills and up and down Myrtle green and bracken brown
G C D
Past the sheilings through the town All for the sake of Marie

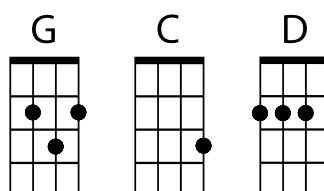
G C D
Chorus : Step we gaily on we go Heel for heel and toe for toe
G C D
Arm and arm and row on row all for Marie's wedding

G C D
Verse 2: Red her cheeks as Rowan's are. Bright her eyes as any star
G C D
Fairest of them all by far is our darling Marie

G C D
Chorus : Step we gaily on we go Heel for heel and toe for toe
G C D
Arm and arm and row on row all for Marie's wedding

G C D
Verse 3: Plenty herring , plenty meal, plenty peat to fill her kreen
G C D
Plenty bonnie bairns as well that's the toast for Marie

G C D
Chorus : Step we gaily on we go Heel for heel and toe for toe
G C D
Arm and arm and row on row all for Marie's wedding



MELE KALIKIMAKA

GRUB melodies 2020

Hawaiian Merry Christmas Ukulele melody

arranged by R. McLaughlin for GRUB 2016

$\text{♩} = 100$

Ukul.

G

mf

Measures 1-3 of the melody. Measure 1 starts with a G chord and a melody of quarter notes: G4, A4, B4, C5. Measure 2 continues with D5, C5, B4, A4. Measure 3 continues with G4, F#4, E4, D4. The ukulele tablature below shows the fretting for each measure: Measure 1: 2-2-2-1-2-0, 2-1-2. Measure 2: 2-2-0-0-2. Measure 3: 3-2-3-2-3-0.

D7

Measures 4-6 of the melody. Measure 4 starts with a D7 chord and a melody of quarter notes: D4, E4, F#4, G4. Measure 5 continues with A4, B4, C5, B4. Measure 6 continues with A4, G4, F#4, E4. The ukulele tablature below shows the fretting for each measure: Measure 4: 2. Measure 5: 2-2-1-2-0, 2-1-2. Measure 6: 3-0-2-0-2.

G

G7

Measures 7-9 of the melody. Measure 7 starts with a G chord and a melody of quarter notes: D4, E4, F#4, G4. Measure 8 continues with A4, B4, C5, B4. Measure 9 continues with A4, G4, F#4, E4. The ukulele tablature below shows the fretting for each measure: Measure 7: 3-2-0-2. Measure 8: 2. Measure 9: 5-5-4-5-7-5-2-3.

C

E7

A7

D7

Measures 10-12 of the melody. Measure 10 starts with a C chord and a melody of quarter notes: D4, E4, F#4, G4. Measure 11 continues with A4, B4, C5, B4. Measure 12 continues with A4, G4, F#4, E4. The ukulele tablature below shows the fretting for each measure: Measure 10: 5-4-3-3. Measure 11: 3-2-1-2-3-2-4-0. Measure 12: 2-1-0.

G

E7

Am

D7

G

Measures 13-16 of the melody. Measure 13 starts with a G chord and a melody of quarter notes: D4, E4, F#4, G4. Measure 14 continues with A4, B4, C5, B4. Measure 15 continues with A4, G4, F#4, E4. Measure 16 continues with D4, C4, B3, A3. The ukulele tablature below shows the fretting for each measure: Measure 13: 2-2-2-1-2-0, 2-1-2. Measure 14: 5-5-3-2. Measure 15: 7-7-7-5-0-2. Measure 16: 3.

MELE KALIKIMAKA

(Hawaiian Merry Christmas)

(GRUB melodies 2020)

Robert Alex Anderson (1949)

Intro: |G | |

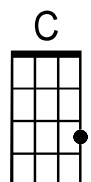
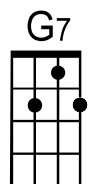
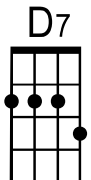
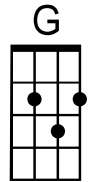
G
Mele Kalikimaka is the thing to say
D7
On a bright Hawaiian Christmas day.

That's the island greeting that we send to you
G
From the land where palm trees sway.

G7 C
Here we know that Christmas will be green and bright
E7 A7 D7

The sun will shine by day and all the stars by night
G E7

Mele Kalikimaka is Hawaii's way
Am D7 G
To say "Merry Christmas" to you.



Instrumental (Verse Chords)

G
Mele Kalikimaka is the thing to say
D7
On a bright Hawaiian Christmas day.

That's the island greeting that we send to you
G
From the land where palm trees sway.

G7 C
Here we know that Christmas will be green and bright
E7 A7 D7

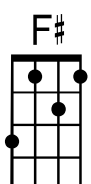
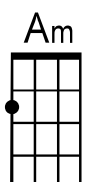
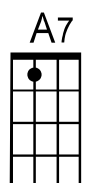
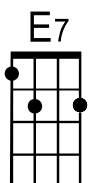
The sun will shine by day and all the stars by night
G E7

Mele Kalikimaka is Hawaii's way
Am D7

To say "Merry Christmas"
Am D7

A very Merry Christmas

Am D7 |G | F# G - |
To say Merry Christmas to you



Moon River

GRUB melodies 2020

(Arranged by R. McLaughlin)

Words by Johnny Mercer

Music by Henri Mancini

Ukul.

1 2 3 4 5

C Am F C F

mf

TAB

3 5 2 3 2

4 5 1 0 1

0 4 2 0 2

6 7 8 9 10 11

C Dm7 E7 Am C7 F

TAB

3 2 2 1 1 1

0 0 0 0 0 0

0 2 2 0 0 2

12 13 14 15 16 17

Gm Am D7 Em Dm C

TAB

1 1 3 2 0 3

3 0 2 0 1 2

0 0 2 4 2 0

18 19 20 21 22 23

Am F C F C Dm7

TAB

5 2 3 2 3 3

5 1 0 1 0 1

4 4 2 1 0 2

24 25 26 27 28 29

E7 Am D7b9 C F C

TAB

2 3 3 3 2 3

0 0 2 0 1 0

1 2 2 0 2 0

30 31 32 33 34 35

F C Am Dm C

TAB

2 3 3 1 0 3

1 0 0 1 0 0

0 2 2 2 0 0

MOON RIVER

(GRUB melodies 2020)

Words by Johnny Mercer, music by Henry Mancini

$\frac{3}{4}$

Intro: | C | | |

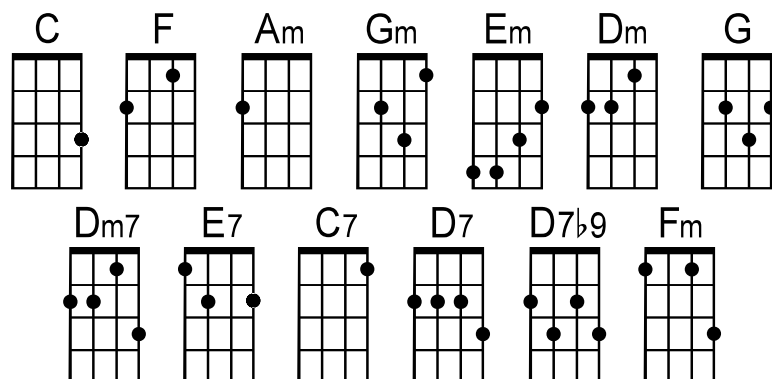
Verse 1: C Am F C
Moon River wider than a mile
F C Dm7 E7
I'm crossing you in style some day
Am C7 F Gm
Oh dream maker you heart breaker
Am D7 Em Dm
Wherever you're going I'm going your way

Verse 2: C Am F C
Two drifters off to see the world
F C Dm7 E7
There's such a lot of world to see
Am D7b9 C
We're after the same rainbows end
F C
Waiting round the bend
F C
My huckleberry friend
Am Dm C
Moon River and me

Instrumental

Repeat verse 1 & 2

last line: Am Dm | C | Fm | C - |
Moon River and me



Morning has broken

GRUB melodies 2020

Arr. Peter Edvinsson

Irish melody

First system of musical notation. The treble clef staff shows a melody in 3/4 time. The bass staff shows a guitar accompaniment with fret numbers (0, 3, 5, 2, 0, 3, 0, 2, 0, 3). Chords are indicated above the staff: C, Dm, G⁷, F, C.

Second system of musical notation. The treble clef staff continues the melody. The bass staff continues the guitar accompaniment. Chords are indicated above the staff: Em, Am, D⁷, G, G⁷, C.

Third system of musical notation. The treble clef staff continues the melody. The bass staff continues the guitar accompaniment. Chords are indicated above the staff: F, C, Am, D⁷, G⁷.

Fourth system of musical notation. The treble clef staff continues the melody. The bass staff continues the guitar accompaniment. Chords are indicated above the staff: C, F, G⁷, C.

MORNING HAS BROKEN

(GRUB melodies 2020)

Cat Stevens

$\frac{3}{4}$ |d_dudu|

Intro: |D |G |A |F# |Bm |G7 |C |F |C - |

Verse 1: Morning has broken, like the first morning
 Blackbird has spoken, like the first bird
 Praise for the singing, praise for the morning
 Praise for them springing fresh from the world

|F |G |E7 |Am |G7 |C |G7 - |

Verse 2: Sweet the rain's new fall, sunlit from heaven
 Like the first dew fall, on the first grass
 Praise for the sweetness of the wet garden
 Sprung in completeness where his feet pass

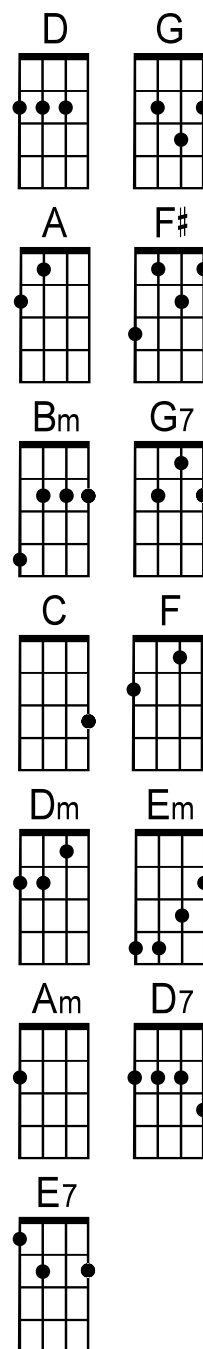
|F |G |E7 |Am |G7 |C |G7 - |

Verse 3: Mine is the sunlight, mine is the morning
 Born of the one light, Eden saw play
 Praise with elation, praise every morning
 God's recreation of the new day

|F |G |E7 |Am |G7 |C |G7 - |

Repeat Verse 1: Morning has broken, like the first morning

Outro: |F |G |E7 |Am |G7 |C |



Now Is The Hour

GRUB melodies 2020

Maori Farewell Song

arranged for uke by R. McLaughlin

♩ = 100

Ukulele

The sheet music is arranged for a four-string ukulele in G-clef, key of D major (two sharps), and 4/4 time. It consists of six systems, each with a treble staff and a tablature staff. Chords are indicated above the treble staff. The lyrics are written below the treble staff. The music features a mix of eighth and quarter notes, with some measures containing rests. The tablature uses numbers 0-3 to indicate fret positions. The piece ends with a double bar line at measure 36.

1 A7 D7 G

mf

Now is the hour when we must say good bye

2 G C G D7 G

Soon we'll be sail ing far a cross the

19 D7 G C G

sea While you're a way oh

25 Bm D7 G G7 C Am

please re mem ber me when you re

31 G E7 A7 D7 G

turn you'll find me wait ing here

NOW IS THE HOUR

(GRUB melodies 2020)

(MAORI FAREWELL SONG)

written by Maewa Kaihan, Clement Scott, Dorothy Stewart

[3/4 time]

Intro: |A7 |D7 |G | |

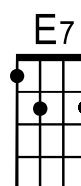
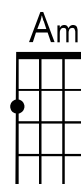
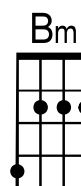
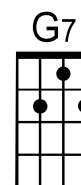
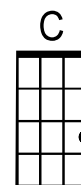
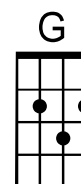
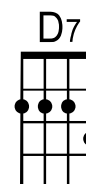
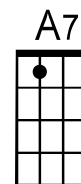
G C G
N-ow is the hour
D7 G G7
When we must say goodbye
C Am G
Soon you'll be sailing
A7 D7
Far across the sea

G C G
While you're away
Bm D7 G G7
Please remember me
C Am G
When you return
E7 A7 D7 G
You'll find me wait-ing here

Interlude: |A7 |D7 |G | |

G C G
N-ow is the hour
D7 G G7
When we must say goodbye
C Am G
Soon you'll be sailing
A7 D7
Far across the sea

G C G
While you're away
Bm D7 G G7
Please remember me
C Am G
When you return
E7 A7 D7 G
You'll find me wait-ing here



Ode To Joy

GRUB melodies 2020

Music by Ludwig Van Beethoven

♩ = 120

Ukul.

mf

1 F 2 C 3 F 4 C

5 F 6 C 7 F 8 C F

9 C 10 F 11 C A 12 Bb C

13 F 14 C 15 F 16 C F

A Bb C F



"Quando, Quando, Quando"

GRUB melodies 2020

Albert Testa & Tony Renis - 1962

A G7

7 C G7

14 1. C Fine

19 2. C

23 **B** C7 F

31 D7 Dm7 G7 D.C. al Fine

QUANDO, QUANDO, QUANDO

(GRUB melodies 2020)

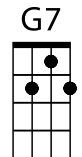
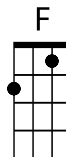
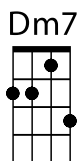
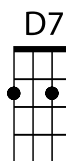
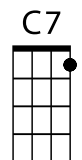
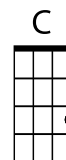
Albert Testa & Tony Renis (1962)

C G7
Tell me when will you be mine
C
Tell me quando quando quando
G7
We can share a love devine
C
Please don't make me wait again

C G7
When will you say yes to me
C
Tell me quando quando quando
G7
You mean happiness to me
C
Oh my love please tell me when

Chorus: C7
Every moments a day
F
Every day seems a lifetime
D7
Let me show you the way
Dm7 G7
To a joy beyond compare

C G7
I can't wait a moment more
C
Tell me quando quando quando
G7
Say its me that you adore
C
And then darling tell me when



Rudolf The Red Nosed Reindeer

Johnny Marks 1949

GRUB melodies 2020

♩ = 147

Ukul.

mf

1 2 3 4 5 6 7

8 9 10 11 12 13

14 15 16 17 18 19

20 21 22 23 24 25

26 27 28 29 30 31 32

RUDOLF THE RED NOSED REINDEER

(GRUB melodies 2020)

Johnny Marks 1949

C

Rudolph the red-nosed reindeer,

G

Had a very shiny nose,

And if you ever saw it,

C

You would even say it glows.

All of the other reindeer

G

Used to laugh and call him names,

They never let poor Rudolph,

C

Join in any reindeer games.

F

C

G7

C

Then one foggy Christmas Eve, Santa came to say,

G

Abdim7

Am

D7

G7

"Rudolph with your nose so bright, won't you guide my sleigh tonight?"

C

Then how the reindeer loved him,

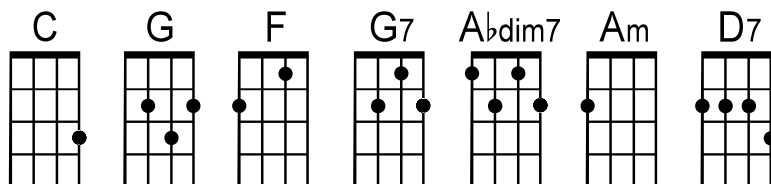
G

As they shouted out with glee,

"Rudolph the red-nosed reindeer,

C

You'll go down in history."



Santa Claus Is Coming To Town

John Coots & Haven Gillespie (1934)

GRUB melodies 2020

♩ = 120

Ukul.

mf

Chords: C, F, C, F, C, Am, Dm, G7, C, G7, C, F, C, F, C, Am, Dm, G7, C, C7, F, C7, F, D7, G7, D7, G7, C, F, C, Am, Dm, G7, C

Tablature (T, A, B strings):

1-3, 0-1-3-3-3, 0-2-3-3, 0-1-3-3-3, 0-3-1-1, 0-3-0

2-1-2, 0, 3, 0-1-3-3-3, 0-2-3-3, 0-1-3-3-3

0-3-1-1, 0-3-0-0, 2-1-2, 0, 0-3

5-3-2-3, 0-0-3, 5-3-2-3, 0-5, 7-5-4-5

2-2-2-2-3, 5-3-2-0, 3-3-3, 0-1-3-3-3, 0-2-3-3

0-1-3-3-3, 0-3-1-1, 0-3-0-0, 2-1-2, 0

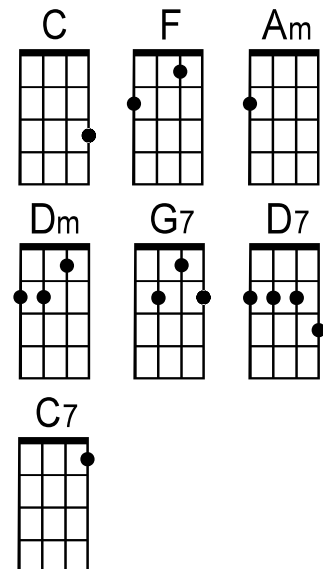
SANTA CLAUS IS COMING TO TOWN

(GRUB melodies 2020)

John Coots & Haven Gillespie (1934)

Verse 1: C F
You better watch out, you better not cry,
C F
You better not pout I'm telling you why,
C Am Dm G7 C
Santa Claus is coming to town.
C F
He's making a list and checking it twice,
C F
Gonna find out who's naughty and nice,
C Am Dm G7 C
Santa Claus is coming to town.
C7 F C7 F
He sees you when you're sleeping; he knows when you're awake
D7 G7 D7 G7
He knows if you've been bad or good so be good for goodness sake. Oh
C F
You better watch out, you better not cry,
C F
You better not pout I'm telling you why,
C Am Dm G7 C
Santa Claus is coming to town.

Verse 2: C F
With little tin horns and little toy drums,
C F
With root-ti-toot-toots and rumpty-tum-tums
C Am Dm G7 C
Santa Claus is coming to town.
C F
And curly-haired dolls to cuddle and coo,
C F
Elephants, boats and kiddies cars too,
C Am Dm G7 C
Santa Claus is coming to town.
C7 F C7 F
The kids in girl and boy town - will have a jubilee
D7 G7 D7 G7
They're gonna build a toy land town - all around the Christmas tree,
C F
So you better watch out, you better not cry,
C F
You better not pout I'm telling you why,
C Am Dm G7 C
Santa Claus is coming to town.



Silent Night

GRUB melodies 2020

composed in 1818 by Franz Xaver Gruber to lyrics by Joseph Mohr
arr by R. McLaughlin

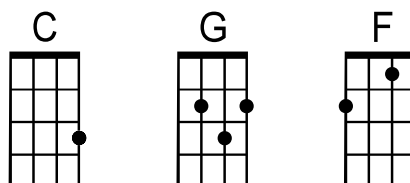
$\text{♩} = 120$

Ukulele

Chords: C, F, G

Measures: 1, 2, 3, 4, 5, 6, 7, 8, 9, 10, 11, 12, 13, 14, 15, 16, 17, 18, 19, 20, 21, 22, 23, 24

Dynamic: *mf*



SILENT NIGHT

(GRUB melodies 2020)

Traditional Christmas Carol

$\frac{3}{4}$ time

Intro: |C |G |C | |

Verse 1: C
Silent night, holy night
G C
All is calm, all is bright
F C
Round yon Virgin Mother and Child
F C
Holy Infant so tender and mild
G C
Sleep in heavenly peace
G C
Sleep in heavenly peace

Verse 2: C
Silent night, holy night!
G C
Shepherds quake at the sight
F C
Glories stream from heaven afar
F C
Heavenly hosts sing Alleluia!
G C
Christ, the Saviour is born
G C
Christ, the Saviour is born

Verse 3: C
Silent night, holy night
G C
Son of God, love's pure light
F C
Radiant beams from Thy holy face
F C
With the dawn of redeeming grace
G C
Jesus, Lord, at Thy birth
G C
Jesus, Lord, at Thy birth

"Skaters Waltz"

GRUB melodies 2020

Émile Waldteufel

A C G7 Cmaj7

TAB: 0 3 0 0 1 0 2 2

9 Am7 Dm7 D7 G7 1. C 2. C

TAB: 5 3 0 3 1 0 0 2 0 0 0 3

B C G7 Cmaj7

TAB: 0 0 3 0 3 0 0 3 0 3 1 3 3 1 3 3 1 3 3 1 3 3 0 3 3 0 3 3

27 Am7 Dm7 D7 G7 1. C 2. C

TAB: 5 3 0 3 1 0 0 2 0 0 0 0

C G7 Am7 Dm7 D7

C: 1st fret, 4th string.
G7: 3rd fret, 2nd string; 2nd fret, 3rd string; 1st fret, 4th string.
Am7: 1st fret, 2nd string; 2nd fret, 3rd string; 1st fret, 4th string.
Dm7: 2nd fret, 2nd string; 1st fret, 3rd string; 1st fret, 4th string.
D7: 2nd fret, 2nd string; 1st fret, 3rd string; 1st fret, 4th string.



Sorrow

GRUB melodies 2020

David Bowie

G

T 5 5 5 2 2 0 2 0 3 0 2
A 2 2 2 2 2 0 2 2 2 2 2
B 0 0 0 0 0 0 0 0 0 0 0

C

3 5 2 2 2 0 2 0 2 2 0 3
3 3 3 3 3 3 3 3 3 3 3 3
0 0 0 0 2 2 2 2 2 2 0 0

G

6 5 2
6 3 3 3 3
0 0 0

D C G

9 2 3 2 2 2
9 3 0 0 0 0
2 2 2 2 2 2

SORROW

(GRUB melodies 2020)

David Bowie

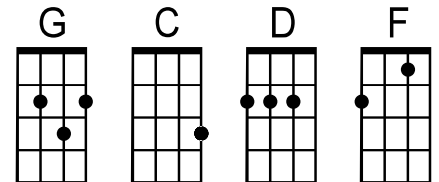
Intro |G | | | |

Verse 1: G
With your long blonde hair and your eyes of blue
 C G
The only thing I ever got from you was sorrow, sorrow

Verse 2: G
You acted funny trying to spend my money
 C G
You're out there playing your high-class games of sorrow, sorrow

Verse 3: G
You never do what you know you oughta
 C G
Something tells me you're the Devil's daughter sorrow, sorrow
D C G
Ahhhh, oo, oooo

Instrumental: |G | | | |
 |C | | |G |



Verse 4: G (I tried to find her)
I tried to find her 'Cause I can't resist her
 (I can't resist her) C G
I never knew just how much I missed her sorrow, sorrow

Verse 5: G (your long blonde hair)
With your long blonde hair and your eyes of blue
 (and your eyes of blue) C G
The only thing I ever got from you was sorrow, sorrow
D C G
Oo, oo, oo oo; Oo, oo, oo oo;

Outro: F G
With your long blonde hair I couldn't sleep last night
 F G
With your long blonde hair I couldn't sleep last night
 |F | | | |F
With your long blonde hair ,

"Spanish Eyes"

GRUB melodies 2020

Bert Kaempfert

C G7

0 0 0 1 3 3 0 0 1 3 0 2 3 5 7 8 8

9 C

2 2 2 0 1 1 2 2 0 1 3 0 2 3 5 7 7

17 F

0 0 0 1 3 3 0 0 1 3 0 1 3 5 3 12 12

25 Fm C G7 C

11 11 10 8 7 7 7 8 8 7 5 3 2 3 5 2 3 3

C F Fm G7

SPANISH EYES

(GRUB melodies 2020)

Bert Kaempfert

C

Blue Spanish Eyes,

G7

Teardrops are falling from your Spanish Eyes,

Please, Please don't cry,

C

This is just adios and not goodbye,

C

Soon I'll return,

F

Bringing you all the love your heart can hold,

Fm C

Please, say si, si,

G7

C

Say you and your Spanish Eyes will wait for me.

C

Blue Spanish Eyes,

G7

Prettiest eyes in old Mexico,

True Spanish Eyes,

C

Please smile for me once more before I go,

C

Soon I'll return,

F

Bringing you all the love your heart can hold,

Fm C

Please, say si, si,

G7

C

Say you and your Spanish Eyes will wait for me.

Sukiyaki

GRUB melodies 2020

Rokusuke Ei and Hachidai Nakamura

In G Em Bm D7

5 **A** G Em G Em G Bm Em D7

13 G Am C B7 Em Cmaj7 Bm7 **1.** Am7 G Cmaj7 Bm7 Am7 **2.** G G7

To Coda

23 **B** C G G7 Co Bm A7 D7

D.S. al Coda

31 G Cmaj7 Bm7 Am7 G Cmaj7 Bm7 Am7 G Cmaj7 Bm7 Am7 G

rall.

Am A7 Am7 Bm Bm7 B7 C Cmaj7

C dim7 D7 Em F G G7



SURFER GIRL

GRUB melodies 2020

Ukulele Tab Arrangement Beach Boys

Tabbed by R.McLaughlin

♩ = 90

Ukul.

1. *mf*

G Em C D7 GMaj7 G7 C Cm7 G Em

Da Coda 1.

C D7 G Em C D7 G Em

2.

G CMaj7 G G7 C D7 GMaj7 Em C D7

D.S. al Coda

G G7 C D7 GMaj7 Em A7 D7sus4 D7 G Em

⊕

G Em CMaj7 D7 G Em CMaj7 D7 G

SURFER GIRL

(GRUB melodies 2020)

Beach Boys

Intro: |G Bm |Em Bm | C Em |D (stop)

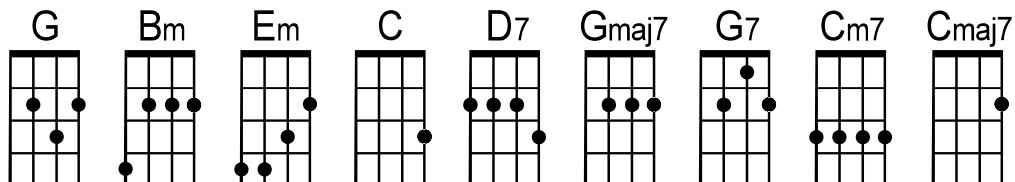
Verse 1: G Em C D7 Gmaj7 G7 C Cm7
 Little surfer, little one Make my heart come all undone
 G Em C D7 G Em C D7
 Do you love me, do you surfer girl
 (*Surfer girl, my little surfer girl*)

Verse 2: G Em C D7 Gmaj7 G7 C Cm7
 I have watched you on the shore Standing by the ocean's roar
 G Em C D7 G Cmaj7 G G7
 Do you love me do you surfer girl
 (*Surfer girl, surfer girl*)

Bridge: C D7 Gmaj7 Em C D7 G G7
 We could ride the surf together while our love would grow
 C D7 Gmaj7 Em A D D7
 In my woody I would take you everywhere I go...oh

Verse 3: G Em C D7 Gmaj7 G7 C Cm7
 So I say from me to you I will make your dreams come true
 G Em C D7 (stop)
 Do you love me do you surfer

Ending: G Em Cmaj7 D7
 Girl, surfer girl, my little surfer girl
 G Em Cmaj7 D7 G
 Girl, surfer girl, my little surfer girl



Tennessee Waltz

GRUB melodies 2020

arr: R McLaughlin

Words & Music by Redd Stewart and Pee Wee King

♩ = 120

Verse

Ukul.

1

mf

I was dan- cing with my darl- ing to the Tenn- ess- ee wa- tz An old friend I

C C7 F C

T 0 3 0 3 3 5 7 7 5 3 0 3 3

A 0 2 0 0 0 0 6 6 6 1 1 0 3 0

B 0 0 0 0 0 0 0 0 0 0 0 0 0

Am D7 G7 C C7

happ- ened to see In- tro duced him to my loved one a- nd while they were

0 3 0 2 3 2 0 3 0 3 5 7 7 5
0 0 0 2 2 1 0 3 0 0 2 6 6 6
0 0 0 2 2 2 0 0 0 0 0 0 0 0
2 2 2 0 0 0 0 0 0 0 0 0 0 0

[illegible]

19

night and the Tenn-ess-ee wal-tz now I know how much I have lost Yes I've

5 7 5 3 3 3 0 3 3 3 0 3 0 0 3 0 2 3 2 2 2 2 2 2 0 0 2

C C7 F C G7 C

26
lost my litt- le darl- ing on the night they were play- ing the beaut- i- ful Tenn- ess- ee waltz

0 3 0 0 2 0 3 3-5 6 6 6 1 1 3 0 3 0 1 0 2 0 0

0 0 0 0 0 0 0 0 0 0 0 0 0 0 0 0 0 0

TENNESSEE WALTZ

(GRUB melodies 2020)

Written by Redd Stewart and Pee Wee King

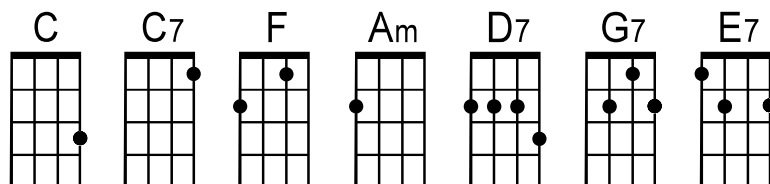
Intro: |F |G7 |C |G7 |

Verse: C C7 F
I was dancing with my darling to the Tennessee Waltz
C Am D7 G7
When an old friend I happened to see
C C7 F
Introduced him/her to my loved one and while they were dancing
C G7 C
My friend stole my sweetheart from me

Chorus: C E7 F C
I remember that night and the Tennessee Waltz
Am D7 G7
Now I know just how much I have lost
C C7 F
Yes I lost my little darling the night they were playing
C G7 C
The beautiful Tennessee Waltz

Instrumental: (Verse)

Chorus: C E7 F C
I remember that night and the Tennessee Waltz
Am D7 G7
Now I know just how much I have lost
C C7 F
Yes I lost my little darling the night they were playing
C G7 C
The beautiful, the wonderful, the marvelous,
F C G7 C
The glorious, the beautiful Tennessee Waltz



"That's Amore"

GRUB melodies 2020

C

G7

Warren/Brooks

Musical notation for measures 1-9. Treble clef, 4/4 time. Chords: C, G7. Tablature for guitar (T) and bass (B) is provided below the staff.

Musical notation for measures 10-17. Treble clef, 4/4 time. Chord: C. First ending bracket labeled "1.". Tablature for guitar (T) and bass (B) is provided below the staff.

Musical notation for measures 18-25. Treble clef, 4/4 time. Chord: G7. Tablature for guitar (T) and bass (B) is provided below the staff.

Musical notation for measures 26-34. Treble clef, 4/4 time. Chord: C. Second ending bracket labeled "2.". Tablature for guitar (T) and bass (B) is provided below the staff.

Musical notation for measures 35-45. Treble clef, 4/4 time. Chords: E7, A7, Dm, Fm, C, Am. Tablature for guitar (T) and bass (B) is provided below the staff.

Musical notation for measures 46-52. Treble clef, 4/4 time. Chords: G7, C, Fm, C. Tablature for guitar (T) and bass (B) is provided below the staff.

THAT'S AMORE

(GRUB melodies 2020)

Harry Warren and Jack Brooks.

C

When the moon hits your eye like a big pizza pie,

G7

That's amore.

When the world seems to shine like you've had too much wine,

C

That's amore.

Bells will ring ting--ling-A-ling, ting--ling-A-ling,

G7

And you'll sing 'Vita bella.

Hearts will play tippy-tippy-tay, tippy-tippy-tay,

C

Like a gay Tarantella.

C

When the stars make you drool just like a pasta fazool,

G7

That's amore.

When you dance down the street with a cloud at your feet,

E7 A7

You're in love.

Dm

When you walk in a dream but you know you're not

Fm

C

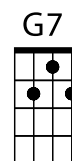
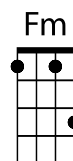
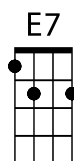
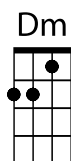
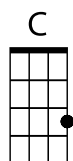
Dreaming, Signore.

G7

Scuzza me, but you see, back in old Napoli

C Fm C

That's amore.



Theme from "A Summer Place" - Max Steiner

(Note: low G tuning required for notes below middle C)

C Am Dm G7 C Am Dm G7

5 C Am Dm G7 C Am Dm G7

9 C Am Dm G7 C Am Dm G

Fine

13 C F Dm C Am Dm Fm

17 C Dm D7 G7

D.C. al Fine (no repeat)

N.C.

THEME FROM A SUMMER PLACE

(GRUB melodies 2020)

Max Steiner

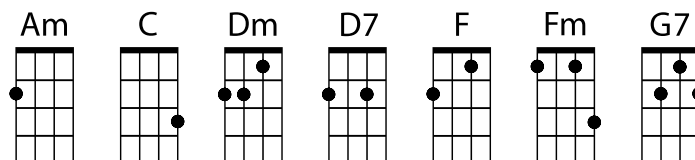
6/8

C Am Dm G7 C Am
 There's a summer place
 Dm G7 C Am Dm
 Where it may rain or storm
 G7 C Am Dm
 Yet I'm safe and warm
 G7 C Am Dm G7 C Am
 For within that summer place
 Dm G7 C Am Dm
 Your arms reach out to me
 G7 C Am Dm G7 C Am
 And my heart is free from all care

Dm G7 C Am Dm
 For it knows
 G C F
 There are no gloomy skies
 Dm C Am Dm
 When seen through the eyes
 Fm C Dm D7 G7 NC
 Of those who are blessed with love And the sweet secret

C Am Dm G7 C Am
 of a summer place
 Dm G7 C Am Dm
 Is that it's any where
 G7 C Am Dm G7 C Am
 When two people share. All their love

Dm G7 C Am Dm
 For it knows
 G C F
 There are no gloomy skies
 Dm C Am Dm
 When seen through the eyes
 Fm C Dm D7 G7
 Of those who are blessed with love



Waltzing Matilda

GRUB melodies 2020

Banjo Patterson

1 *mf* F C F B \flat F

4 C F C5 F B \flat

7 F C F F

10 B \flat F C

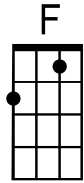
13 F C F B \flat F C F

WALTZING MATILDA

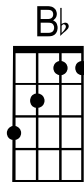
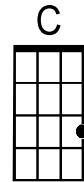
(GRUB melodies 2020)

Banjo Patterson

Verse 1: F C F Bb
Once a jolly swagman camped by a billabong
F C
Under the shade of a coolibah tree
F C F Bb
And he sang as he watched and waited til his billy boiled
F C F
“You’ll come a waltzing Matilda with me!”



Chorus : F Bb
Waltzing Matilda, Waltzing Matilda
F C
You’ll come a waltzing Matilda with me
F C F Bb
And he sang as he watched and waited til his billy boiled
F C F
“You’ll come a waltzing Matilda with me!”



Verse 2: F C F Bb
Down came a jumbuck to drink at the billabong
F C
Up jumped the swagman and grabbed him with glee
F C F Bb
And he sang as he stowed that jumbuck in his tucker bag
F C F
“You’ll come a waltzing Matilda with me!” ...*Chorus*

Verse 3: F C F Bb
Up rode the squatter, mounted on his thoroughbred
F C
Down came the troopers, one, two, three
F C F Bb
“Where’s that jolly jumbuck you’ve got in your tucker bag?
F C F
“You’ll come a waltzing Matilda with me!” ...*Chorus*

Verse 4: F C F Bb
Up jumped the swagman, sprang into the billabong
F C
“You’ll never catch me alive” said he
F C F Bb
And his ghost may be heard as you pass by that billabong
F C F
“You’ll come a waltzing Matilda with me!” ...*Chorus*

We Wish You A Merry Christmas

English Traditional Christmas Carol

GRUB melodies 2020

$\text{♩} = 120$

Ukul.

Verse

mf

1 G

2 C

3 A

4 D

5 B

6 Em

7 C

D

Refrain

8 G

9

10 D

11 C

12 D

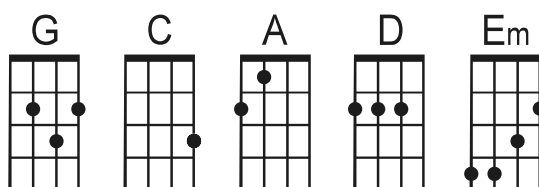
13 G

14 D

15 C

D

16 G



WE WISH YOU A MERRY CHRISTMAS

(GRUB melodies 2020)

English Traditional Carol

Verse1: G C
We wish you a Merry Christmas
 A D
We wish you a Merry Christmas
 B Em
We wish you a Merry Christmas
 C D G
And a Happy New Year.

Refrain: G D C D
Good tidings we bring to you and your kin,
 G D C D G
We wish you a merry Christmas and a Happy New Year.

Verse 2: G C
O bring us some figgy pudding
 A D
O bring us some figgy pudding
 B Em
O bring us some figgy pudding
 C D G
And bring it right here.

Refrain: Good tidings we bring ...

 G C
And we won't go until we've got some
 A D
We won't go until we've got some
 B Em
We won't go until we've got some
 C D G
So bring some out here.

Refrain: Good tidings we bring ...

You Are My Sunshine

GRUB melodies 2020

♩ = 120

Ukul. C MAJOR SCALE

mf

1 2 3 4

TAB: 0-2-0-1-3-0-2-3-3-2-0-3-1-0-2-0

YOU ARE MY SUNSHINE MELODY

5 6 7 8 9

You are my sun shine my on ly sun shine You make me

TAB: 0-0-2-0-0-0-2-0-0-0-0-2-0

10 11 12 13 14 15

hap py when skies are grey you'll ne ver know dear how much I

TAB: 1-0-0-3-1-0-0-2-0-1-0-0-3-1

16 17 18 19 20

love you so please don't take my sun shine a way

TAB: 0-0-0-0-2-0-1-2-0-2-0

YOU ARE MY SUNSHINE WITH CHORDS

21 22 23 24 25 26 27 28

C F C

TAB: 0-0-2-0-0-0-0-2-0-0-0-0-0-2-0-1-1-0-3-1-0-0-0-0

29 30 31 32 33 34 35 36

F C G7 C

TAB: 0-2-0-1-1-0-3-1-0-0-0-0-2-0-1-2-0-2-0-0-0-0

YOU ARE MY SUNSHINE

(GRUB melodies 2020)

words and music by Jimmie Davis and Charles Mitchell

Intro: |C |G7 |C |

Chorus: C C7
You are my sunshine, my only sunshine
 F C C7
You make me happy when skies are gray
 F C Am
You'll never know dear, how much I love you
 C G7 C
Please don't take my sunshine away

Verse 1: C C7
The other night dear, as I lay sleeping
 F C C7
I dreamed I held you in my arms
 F C Am
But when I woke dear, I was mistaken
 C G7 C G7
And I hung my head and cried

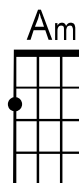
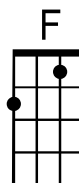
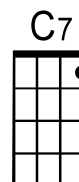
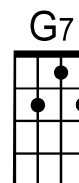
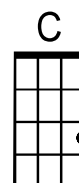
Chorus: You are my sunshine, my only sunshine

Instrumental:(verse chords)

Verse 2: C C7
I'll always love you and make you happy
 F C C7
If you could only say the same
 F C Am
But if you leave me, to love another
 C G7 C G7
Well you'll regret it all someday

Chorus: You are my sunshine, my only sunshine

Ending: C G7 C
Oh please don't take my sunshine away
 C G7 |C |G7 |C |
Oh please don't take my sunshine away



"Zorba's Dance"

GRUB melodies 2020

Theodorakis

A

% D Em

7 D Em A7 D 1. 2. D Fine

B D Em

18 D D.S. al Fine

A7 D Em



SUPPLEMENTARY SONGS FOR GRUB / MOOCHERS

Ac-Cen-Tchu-Ate The Positive
Between the Devil And The Deep Blue Sea
Careless Love
Carolina In The Morning
Down By The Riverside
Goodnight Irene
Hesitation Blues
Mack The Knife
Mini The Moocher
Nobody Knows You
Pennies From heaven
Please Don't talk About Me When I'm Gone
Saint James Infirmary Blues
See See Rider
Sitting On Top Of The World
Sweet Georgia Brown
We'll Meet Again



AC-CENT -TCHU-ATE THE POSITIVE

Harold Arlen & Johnny Mercer(1944)

Intro: |Bb Bbm6 |F Bb F |

Verse 1: You've got to ac - cent - uate the positive. E - lim - inate the negative
F A7 Dm F7 Bb Bbm6 F
latch on to the affirmative. Don't mess with Mister In-Between

Verse 2: You've got to spread joy up to the maximum. Bring gloom down to the minimum
F A7 Dm F7 Bb Bbm6 F
Have faith or pandemonium's. liable to walk upon the scene
Bb Bbm6 F Bb F
Don't mess with Mister In-Between

Chorus: To illustrate my last remark
Bb F Bb F
Jonah in the whale, Noah in the ark
F Bb F D7 G7 C7
What did they do Just when everything looked so dark?

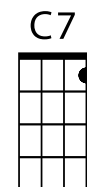
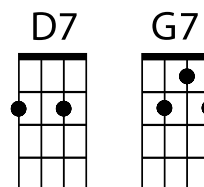
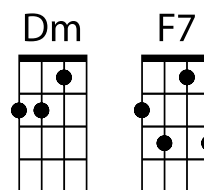
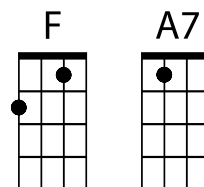
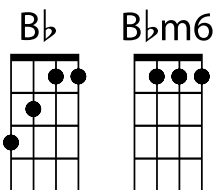
Verse 3: Man they said, You've got to ac - cen - tuate the positive
Bb Bbm6 F
E - lim - inate the negative
F A7 Dm F7 Bb Bbm6 F
latch on to the affirmative. Don't mess with Mister In-Between

Inst: |F A7 |Dm F7 |Bb Bbm6 |F |
|F A7 |Dm F7 |Bb Bbm6 |F |
|Bb Bbm6 |F |

Chorus: To illustrate my last remark.

Verse 4: Man they said, You've got to ac - cen - tuate the positive
Bb Bbm6 F
E - lim - inate the negative
F A7 Dm F7 Bb Bbm6 F
latch on to the affirmative. Don't mess with Mister In-Between

Ending: No, don't mess with Mister In-Between
Bb Bbm6 F Bb F
No, don't mess with Mister In-Between



BETWEEN THE DEVIL AND THE DEEP BLUE SEA

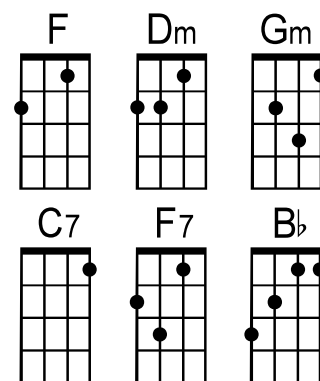
Harold Arlen & Ted Koehler (1931)

Intro: |F |Dm |Gm |C7 :|

Verse 1: F Dm Gm C7 F Dm Gm C7
 I don't want you But I hate to lose you
 F7 Bb C# F C7 F C+
 You got me in between the devil and the deep blue sea

Verse 2: F Dm Gm C7 F Dm Gm C7
 I forgive you 'Cause I can't forget you
 F7 Bb C# F C7 F
 You've got me in between the devil and the deep blue sea

Chorus: A F#m Bm E
 I want to cross you off my list
 A F#m Bm E
 But when you come knocking at my door
 C Am Dm G
 Fate seems to give my heart a twist
 Eb G C7
 And I come running back for more



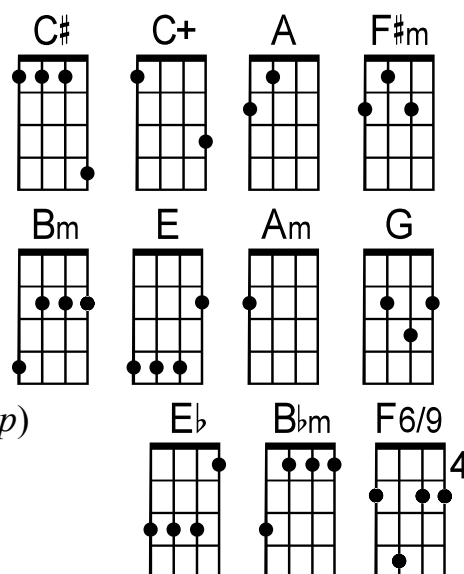
Verse 3: F Dm Gm C7 F Dm Gm C7
 I should hate you. But I guess I love you
 F7 Bb C# F C7 F C+
 You've got me in between the devil and the deep blue sea

Instrumental: (verse 2 chords)

Chorus: I want to cross you off my list

Repeat verse 3: I should hate you.

Ending: F7 Bb |C# |
 You've got me in between
 Bbm
 The devil and the deep (*the devil and the deep*)
 F C7 F F6/9
 The devil and the deep blue sea



CARELESS LOVE

Traditional blues/jazz

Chorus

F C F D7 G C7
Love oh love oh careless love. Love oh love oh careless love

F F7 Bb Bbm
You made me weep and you made me moan

F C F C7
You made me leave my happy home

F C F D7 G C7
It tied me to my apron strings. It tied me to my apron strings

F F7 Bb Bbm
You said you loved me but it didn't mean a thing

F C F C7
It was love oh love oh careless love

F C F D7 G C7
Once I wore my apron low. I couldn't keep you from my door

F F7 Bb Bbm
Now my a-pron strings won't pin

F C F C7
You pass my door and don't come in

Chorus Love oh love careless love.

 F C F D7 G C7
What oh what will mama say. What oh what will mama say

 F F7 Bb Bbm
What oh what will mama say

 F C F C7
When she learns I have gone astray

 F C F
You robbed me of my silver and my gold


 D7 G C7
You robbed me of my silver and my gold

 F F7 Bb Bbm
You robbed me of my silver and you robbed me of my gold


 F C F C7
But I'll be dammed if you rob me out of my soul

Chorus F C F D7 G C7
Love oh love oh careless love. Love oh love oh careless love
 F F7 Bb Bbm
You made me weep and you made me moan
 F C | F Bb | F E6 F6 - |
You made me leave my happy home


F




C




D7




G




C7




F7




B \flat




B \flat m



E6



F6



CAROLINA IN THE MORNING

Gus Kahn & Walter Donaldson (1922)

Strum: d_du-udu (slow shuffle)

Intro: |G G6 |Gmaj7 G6 | G G6 |Gmaj7 G6 |

Verse 1: G G6 Gmaj7 G6 D D7
Nothing could be finer, than to be in Carolina in the morning
Am D7 Am D7 G
No one could be sweeter, than my sweetie when I meet her in the morning

C G C G
Where the morning glories, Twine around the door
A7 D7
Whispering pretty stories, I long to hear once more

Verse 2: G G6 Gmaj7 G6 D D7
Strolling with my girlie, where the dew is pearly early in the morning
Am D7 Am D7 G
Butterflies all flutter up, and kiss each little buttercup at dawning

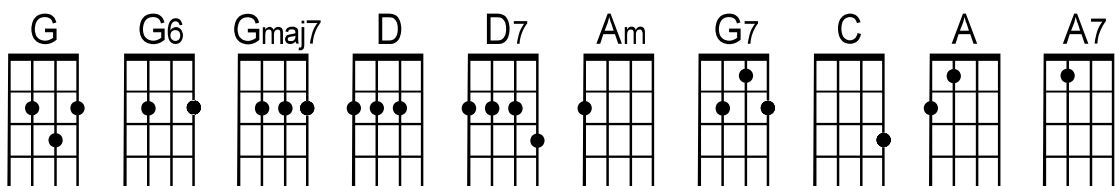
G G7 C A7 D7
If I had Aladdin's lamp for only a day, I'd make a wish and here's what I'd say
G C G A D7 G
Nothing could be finer than to be in Carolina in the morn - ing

Inst: |G G6 |Gmaj7 G6 | D |D7 |
|Am D7 |Am D7 | G | |

C G C G
Where the morning glories, Twine around the door
A7 D7
Whispering pretty stories, I long to hear once more

Verse 3: G G6 Gmaj7 G6 D D7
Strolling with my girlie, where the dew is pearly early in the morning
Am D7 Am D7 G
Butterflies all flutter up, and kiss each little buttercup at dawning

G G7 C A7 D7
If I had Aladdin's lamp for only a day, I'd make a wish and here's what I'd say
G C G A D7 G
Nothing could be finer than to be in Carolina in the morn - ing


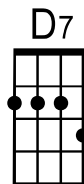
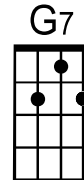
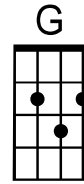


DOWN BY THE RIVERSIDE

Traditional gospel song

Intro: |G D7 | G D7 |

Verse 1: G
I'm gonna lay down my burden, down by the riverside
D7 G
Down by the riverside, down by the riverside
 G
I'm gonna lay down my burden, down by the riverside
D7 G G7
Down by the riverside



Chorus: C
I ain't gonna study war no more
 G
I ain't gonna study war no more
 D7 G G7
I ain't gonna study war no more
 C
I ain't gonna study war no more
 G
I ain't gonna study war no more
 D7 G D7
I ain't gonna study war no more

Verse 2: G
Gonna walk and talk and sing and shout, down by the riverside
D7 G
Down by the riverside, down by the riverside
 G
Gonna walk and talk and sing and shout, down by the riverside
D7 G G7
Down by the riverside

Chorus: I ain't gonna study war no more....

Verse 3: G
Gonna meet my dear Savior, down by the riverside
D7 G
Down by the riverside, down by the riverside
 G
Gonna meet my dear Savior, down by the riverside
D7 G G7
Down by the riverside

Chorus: I ain't gonna study war no more....

GOODNIGHT IRENE

Huddie ledbetter (1888–1949)

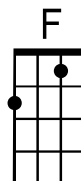
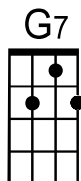

3/4

Chorus: C G7 C
Irene, goodnight Irene, Irene goodnight
F G7 C
Goodnight Irene, goodnight Irene. I'll get you in my dreams

Verse1: C G7
Last Saturday night I got married
C
Me and my wife settled down
F
Now me and my wife have parted
G7 C
I'm gonna take a little stroll down town. ...Chorus

Verse2: C G7
Sometimes I live in the country
C
Sometimes I live in town
F
Sometimes I get a notion
G7 C
To jump in the river and drown ...Chorus

Verse3: C G7
Stop your rambling, stop your gambling
C
Stop staying out late at night
F
Come home to your wife and family
G7 C
And sit down by the fireside bright. ...Chorus



HESITATION BLUES

Traditional

(Recorded by more than 50 performers inc Willie Nelson, Jelly Roll Morton, Taj Mahal, Lead Belly, Rev Gary Davis, Janis Joplin, Doc Watson, David Lindley,)

Verse Dm A Dm A
I'm standing on the corner with a dollar in my hand

Dm A F7
I'm looking for a woman who's looking for a man
Bb F

Chorus: *Tell me how long, dear, do I have to wait?*

C |F F7 Bb Bbm |F C7
Can I get you now, or must I hesitate?

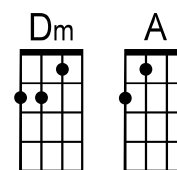
Verse Dm A Dm A
Well, a nickel is a nickel, a dime is a dime

Dm A F7
I need a new gal, Lord I know she won't mind. *Chorus.....*

Verse Dm A Dm A
Well now, the eagle on the dollar says "In God we trust"

Dm A F7
You say you won't obey me, you wanna see that dollar first

Instrumental



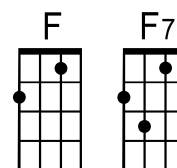
Verse Dm A Dm A
 Lord, if the river was made of whiskey an' I was a duck,

I'd just swim to the bottom an' I'd never come up. *Chorus.....*

Verse Dm A Dm A
I've never been to heaven but I've been told

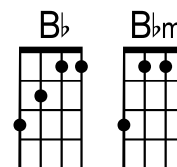
Dm A F7

St Peter taught the angels how to jelly roll. *Chorus.....*

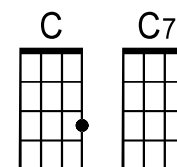


Verse I got them Hesitation socks, I got them Hesitation shoes,

Dm A F7
Lord knows I got them Hesitation Blues. *Chorus.....*



Instrumental



Verse Dm A Dm A
I ain't no wine presser, Ain't no wine presser's son

Dm A F7
But I can press some juice 'til your wine presser comes. *Chorus.....*

Repeat verse 1 and *Chorus*

MACK THE KNIFE

Written by Bertolt Brecht & Kurt Weill (for the Threepenny Opera 1928).

Recorded by Louis Armstrong in 1956 & Bobby Darin 1958.

Intro: |C6 |Dm |G7 |C6 |

Verse 1: C6 Dm G7 C6
Well, the shark has pretty teeth, dear and he keeps them pearly white
Am Dm G7 C6
Just a jackknife has old Mac Heath, dear and he keeps it, out of sight.

Verse 2: C6 Dm G7 C6
When that shark bites with his teeth, dear scarlet billows start to spread
Am Dm G7 C6
Fancy gloves, though, wears old Mac Heath, dear so there's never a trace of red

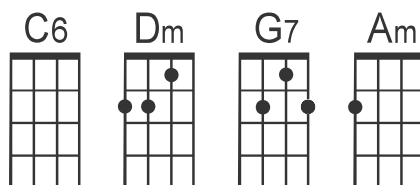
Verse 3: C6 Dm G7 C6
Sunday morning, on the sidewalk, lies a body just oozin' life,
Am Dm G7 C6
And someone's creepin' 'round the corner. Could that someone be Mack the Knife?

Instrumental: |C6 |Dm |G7 |C6 |
|Am |Dm |G7 |C6 |

Verse 4: C6 Dm G7 C6
From a tugboat, on the river a cement bag's a'droppin' down
Am Dm G7 C6
The cement is for just for the weight, dear. I bet you Macky's back in town

Verse 5: C6 Dm G7 C6
Louie Miller, he disappeared, dear after drawin' out all his cash
Am Dm G7 C6
And old Mac Heath spends like a sailor. Did our boy do somethin' rash?

Verse 6: C6 Dm G7 C6
Sukey Tawdry, Jenny Diver, Polly Peachum and old Lucy Brown
Am Dm G7 C6
Well, that line forms on the right, girls now that Macky's back in town
Am Dm G7 C6
Yes, that line forms on the right, girls now that Macky's back in town

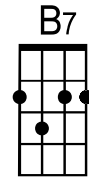
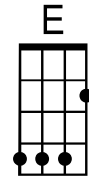


MINI THE MOOCHER

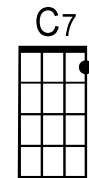
Cab Calloway
suggested shuffle strum: /d u d u d u d u/

Intro: |Em B7 |Em |Em B7 |Em |
|Em B7 |Em |Em C7 |B7 Em |

Verse 1: Em
Folks here's the story bout Minnie the Moocher
C7 B7 Em
She was a lowdown hoochie coocher
Em
She was the roughest toughest frail
C7 B7 Em
But Minnie had a heart as big as a whale



Chorus: Em
Hi-de-hi-de-hi-de-hi (hidehidehidehi)
Ho-de-ho-de-ho-de-ho (hodehodehodeho)
He-de-he-de-he-de-he (hedehedehedehe)
C7 B7 Em
And Minnie had a heart as big as a whale



Verse 2: Em
She messed around with a bloke named Smokie
C7 B7 Em
She loved him though he was cokey
Em C7 B7 Em
He took her down to chinatown and showed her how to kick the gong around

Chorus *and instrumental (Intro X 2)*

Verse 3: Em
She had a dream about the king of Sweden
C7 B7 Em
He gave her things that she was needin'
Em C7 B7 Em
He gave her a home built of gold and steel, a diamond car with platinum wheels

Chorus *Hi-de-hi-de-hi-de-hi ...etc*

Verse 4: Em
He gave her his townhouse and his racing horses
C7 B7 Em
Each meal she ate was a dozen courses
Em
Had a million dollars worth of nickels and dimes
C7 B7 Em
She sat around and counted them all a million times

Chorus *Hi-de-hi-de-hi-de-hi ...*

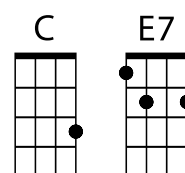
Outro: |Em B7 |Em |Em C7.. |B7.. Em(trem)|

NOBODY KNOWS YOU (WHEN YOU'RE DOWN AND OUT)

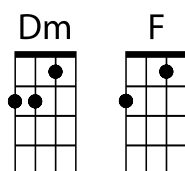
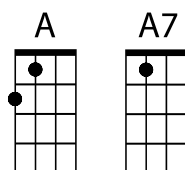
Jimmy Cox (1923)

Intro: |C E7 |A A7 |Dm A7 | Dm |
|F F#dim |C A7 |D7 |G7 |

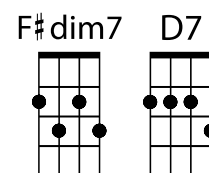
C E7 A A7 Dm A7 Dm A7 Dm
I once lived the life of a millionaire. Spent all my money, didn't have any cares
F F#dim C A7
Took all my friends out for a mighty good time
D7 G7
Buyin' bootleg liquor, Champaign and wine



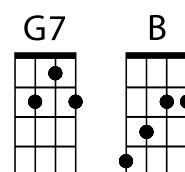
C E7 A A7 Dm A7 Dm A7 Dm
Than I began to fall so low. Lost all my good friends had nowhere to go
F F#dim C A7
If I get my hands on a dollar again
D7 G7
I'm gonna squeeze It 'till old Lizzie grins, because...



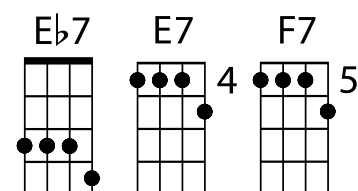
C E7 A A7 Dm A7 Dm A7 Dm
Chorus: Nobody knows you when you're down and out
F F#dim C A7
In your pocket, not one penny
D7 G7
And as for your good friends, well, you ain't got any



C E7 A A7 Dm A7 Dm A7 Dm
When you get back on your feet again everybody wants to be your long lost friend
F F#dim C A7
It's mighty strange without any doubt
D7 G7 C
Nobody knows you when you're down and out
D7 G7 C
I mean when you're down and out



Inst: |C E7 |A A7 |Dm A7 | Dm |
|F F#dim |C A7 |D7 |G7 |



Chorus: Nobody Knows You

C E7 A A7 Dm A7 Dm A7 Dm
When you get back on your feet again everybody wants to be your long lost friend
F F#dim C A7
It's mighty strange without any doubt
D7 D7 Eb7 E7 F7 F7 E7 Eb D7
Nobody knows you nobody needs you nobody loves you
G7(stop) |C F |C B C - |
when you're down and out

PENNIES FROM HEAVEN

Johnny Burke and Arthur Johnston (1936)

(performed by many people including Bing Crosby, Billie Holliday, and others)

Intro: |A |B7 |D |E7 |
|A |B7 |D |E7 |

A B7 D E7

Every time it rains, it rains pennies from heaven.

A B7 D E7

Don't you know each cloud contains pennies from heaven?

A9 D

You'll find your fortune falling all over town

B7 E7 Bm7 E7

Be sure that your umbrella is upside down

A B7 D E7

Trade them for a package of sunshine and flowers

A A9 Dmaj7 Bm7

If you want the things you love, you must have showers.

D Dm7 A F#7

So when you hear it thunder, don't run under a tree

Bm B7 E7 C#m7 A Adim7 E7

There'll be pennies from heaven for you and me

Inst: |A |B7 |D |E7 |
|A |B7 |D |E7 |

A9 D

You'll find your fortune falling all over town

B7 E7 Bm7 E7

Be sure that your umbrella is upside down

A B7 D E7

Trade them for a package of sunshine and flowers

A A9 Dmaj7 Bm7

If you want the things you love, you must have showers.

D Dm7 A F#7

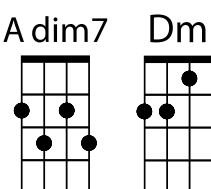
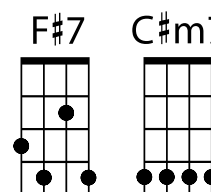
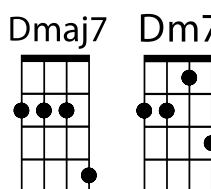
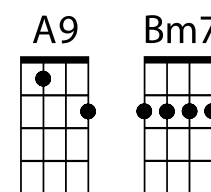
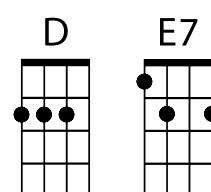
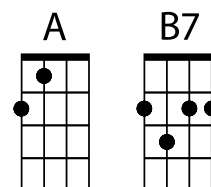
So when you hear it thunder, don't run under a tree

Bm B7 E7 C#m7 A F#7

There'll be pennies from heaven for you and me

Bm B7 E7 C#m7 A Dm A

There'll be pennies from heaven for you and me



Intro TAB:

Diagram showing the Intro TAB for the song. The TAB is written in 4/4 time and consists of four measures. The first measure contains a whole note G (TAB 0), a quarter note A (TAB 0), a quarter note B (TAB 0), and a quarter note C (TAB 4). The second measure contains a whole note D (TAB 2), a quarter note E (TAB 2), a quarter note F (TAB 4), and a quarter note G (TAB 4). The third measure contains a whole note A (TAB 2), a quarter note B (TAB 2), a quarter note C (TAB 2), and a quarter note D (TAB 0). The fourth measure contains a whole note E (TAB 0), a quarter note F (TAB 0), a quarter note G (TAB 0), and a quarter note A (TAB 0).

G.R.U.B.

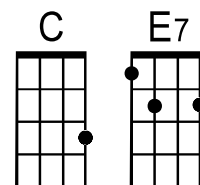
PLEASE DON'T TALK ABOUT ME WHEN I'M GONE

Written by Sidney Clare, Sam Stept, Bee Palmer(1930)

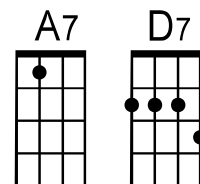
Intro: |C ! ! |E7 ! ! |A7 | |
|D7 ! ! |G7 ! ! |C |G7 |

!= short stab
(Charleston Beat)

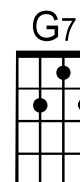
C E7 A7
Please don't talk about me when I'm gone
D7 G7 C G7
All our friendship ceases from now on



C E7 A7
And if you can't say anything real nice
D7 G7 C
Just don't talk at all is my advice



E7 A7
You go your way, I'll go mine, It's better that we do,
D7 G7! (*chunking*)
Here's a kiss, I hope that this brings lots of luck to you.



C E7 A7
Makes no difference how I carry on
D7 G7 C
Just please don't talk about me when I'm gone

Inst: |C |E7 |A7 | | |D7 |G7 |C |G7 |
|C |E7 |A7 | | |D7 |G7 |C | |

E7 A7
You go your way, I'll go mine, It's better that we do,
D7 G7! (*chunking*)
Here's a kiss , I hope that this brings lots of luck to you.

C E7 A7
Makes no difference how I carry on
D7 G7 C
Please don't talk about me when I'm gone

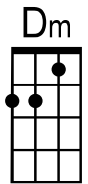
D7 G7
Please don't talk about me,
D7 G7 C
Please don't talk about me when I'm gone

SAINT JAMES INFIRMARY BLUES

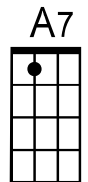
American (~1927)

Intro: |Dm A7 |Dm |Dm Gm |A7 |Dm A7 |Dm |Dm A7 |Dm |

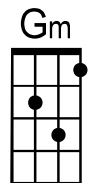
V 1: Dm A7 Dm Gm A7
It was down in Old Joe's bar-room, on the corner by the square,
Dm A7 Dm A7 Dm
The usual crowd was assembled , big Joe Mckenny was there.



V 2: Dm A7 Dm Gm A7
He was standing at my shoulder; his eyes were bloodshot red,
Dm A7 Dm A7 Dm
He turned to the crowd around him these are the very words he said



V 3: Dm A7 Dm Gm A7
I went down to the St. James Infirmary. I saw my baby there,
Dm A7 Dm A7 Dm
She's laid out on a cold white table, so cold, so white, so fair.



Chorus: Dm A7 Dm Gm A7
Let her go, let her go, god bless her, wherever she may be,
Dm A7 Dm A7 Dm
She may search the whole world over; she'll never find a sweet man like me.

V 4: Dm A7 Dm Gm A7
When I die, bury me, in a high top Stetson hat,
Dm A7 Dm A7 Dm
Put a 20 dollar gold piece on my watch chain, so the Lord'll know I died standing pat.

V 5: Dm A7 Dm Gm A7
I want 6 crapshooters for pallbearers, 6 chorus girls to sing me a song,
Dm A7 Dm A7 Dm
Put a jazz band on my hearse wagon to raise hell, as I roll along.

Chorus: Let her go, let her go, god bless her wherever she may be, ...

V 6: Dm A7 Dm Gm A7
I want seventeen coal-black horses hitched to a rubber tired hack,
Dm A7 Dm A7 Dm
12 men going to the graveyard and, only 11 are coming back

V 7: Dm A7 Dm Gm A7
Now that I've finished my story, I'll take another shot of booze,
Dm A7 Dm A7 Dm
And if anyone should ask what killed me, it was the St James infirmary blues.

Chorus: Let her go, let her go, god bless her wherever she may be, ...

Outro: |Dm A7 |Dm |Dm Gm |A7 |Dm A7 |Dm |Dm A7 |Dm ||

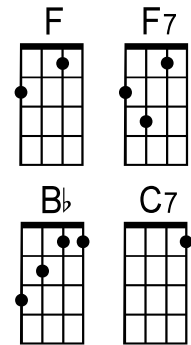
SEE SEE RIDER

Traditional

(Versions recorded by more than 50 performers inc Ma Rainey, Lightnin' Hopkins, Peggy Lee, Lead Belly, Elvis Presley, Animals, Aztecs, Ray Charles,)

Intro: vamp F (4bars)

	F	F7	
Verse 1 :	See see rider, see what you done done		
	Bb	F	
	See see rider, see what you done done		
	Bb	F	
	You made me love you now your man done come		
	F Bb C7 F Bb F C7		
	Hey, hey, hey, hey		
	F	F7	
Verse 2 :	My home's across the water, don't want no land at all		
	Bb	F	
	My home's across the water, don't want no land at all		
	Bb	F	
	I'd rather be dead than to stay here and be your dog		
	F Bb C7 F Bb F C7		
	Hey, hey, hey, hey		
	F	F7	
Verse 3 :	I wish I was a catfish swimming in the deep blue sea		
	Bb	F	
	I wish I was a catfish swimming in the deep blue sea		
	Bb	F	
	I would swim across the water, bring my baby home to me		
	F Bb C7 F Bb F C7		
	Hey, hey, hey, hey		
	F	F7	
Verse 4 :	I'm going away baby, I won't be back 'til fall		
	Bb	F	
	I'm going away baby, I won't be back 'til fall		
	Bb	F	
	If I find me a new gal I won't be back at all		
	F Bb C7 F Bb F C7		
	Hey, hey, hey, hey		
	F Bb C7 F Bb F		
	Hey, hey, hey, hey		



SITTIN' ON TOP OF THE WORLD

Traditional

(Versions recorded by more than 50 performers inc Willie Nelson, Cream, Bob Dylan, Chris Smither, Howlin' Wolf, Ray Charles, Doc Watson, BB King,)

Intro: ||G |G7 |C7 |G |
 |G |D7 |C7 |G |D7 ||

G G7

Verse: Was all the summer, and all the fall,

C7 G

Just trying to find my lil' Eleanor

Refrain: *But now she's gone, and I don't worry*
Lord I'm sitting on top of the world

G G7

Verse 2: Was in the spring, one sunny day

C7 G

My sweetheart left me. Now she's gone away

D7 C7 G D7

And now she's gone, and I don't worry. Lord I'm sitting on top of the world

Verse 3: If ya don't like my peaches don't shake my tree
Get outa my orchard, let my peaches be
But now she's gone, and I don't worry. Lord I'm sitting on top of the world

Instrumental

G G7

Verse 3: An' you come runnin', holdin' up your hand

C7 G

Can't get me a woman, quick as you can get a man

D7 C7 G D7

But now she's gone, and I don't worry. Lord I'm sitting on top of the world

G G7
 The lonesome days, they have gone by
 C7 G
 Why should she beg me, or say goodbye
 D7 C7 G
But now she's gone, and I don't worry. Lord I'm sitting on top of the world
 D7 C7 G
But now she's gone, and I don't worry. Lord I'm sitting on top of the world

SWEET GEORGIA BROWN

Ben Bernie, Maceo Pinkard, Kenneth Case (1925)

Intro: |C E7 |A7 |D7 G7 |C |

A7

Verse1: No gal made has got a shade on sweet Georgia Brown,

D7

Two left feet, and oh, so neat, has sweet Georgia Brown !

G7

They all sigh, and want to die, for sweet Georgia Brown !

C

E7

I'll tell you just why, you know I don't lie, not much:

A7

It's been said she knocks 'em dead, When she lands in town!

D7

Since she came, why it's a shame, how she cools them down!

Am E7

Am E7

Fellas, she can't get are fellas she ain't met!

C E7

A7

Georgia claimed her, Georgia named her,

D7 G7 C

Sweet Georgia Brown !

Inst: |C E7 |A7 |D7 G7 |C |

A7

Verse2: No gal made has got a shade on sweet Georgia Brown ,

D7

Two left feet, oh, so neat, has sweet Georgia Brown !

G7

They all sigh, and want to die, for sweet Georgia Brown !

C

E7

I'll tell you just why, you know I don't lie, not much:

A7

All those gifts those courtiers give to sweet Georgia Brown ,

D7

they buy clothes at fashion shows, with one dollar down,

Am E7

Am E7

Oh, boy! Tip your hat! Oh, joy! She's the cat!

C E7

A7

Who's that, mister? 'Tain't a sister!

D7 G7 C

Sweet Georgia Brown !

C E7

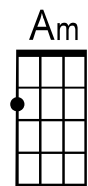
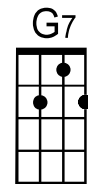
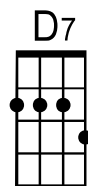
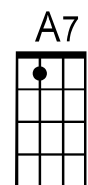
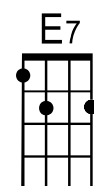
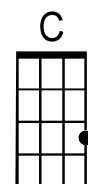
A7

Georgia claimed her, Georgia named her,

D7 G7

C

Sweet Georgia ... Brown !



WE'LL MEET AGAIN.

Ross Parker and Hughie Charles- performed by Vera Lynn (1939)

Intro: |F |A7 |D |D7 |
|G |C7 |F Bb |F |

Verse F A7 D D7
We'll meet again, don't know where, don't know when
G G7 C C7
but I know we'll meet again some sunny day.
F A7 D D7
Keep smiling through just like you always do,
G C7 F Bb F
till the blue skies drive the dark clouds far away.

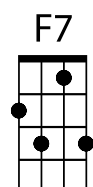
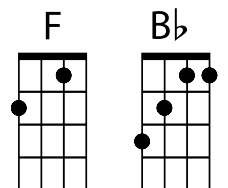
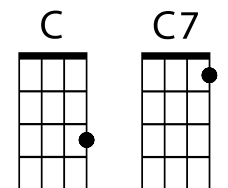
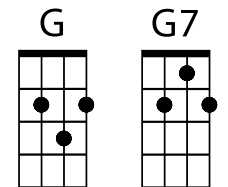
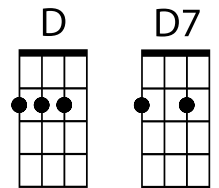
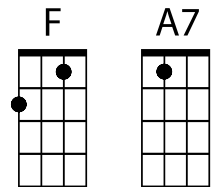
Chorus: F7
And will you please say hello to the folks that I know
Bb
tell 'em I won't be long,
G G7
and they'll be happy to know that as you saw me go
C C7
I was singing this song.

Verse: F A7 D D7
We'll meet again, don't know where, don't know when
G C7 F Bb F
but I know we'll meet again some sunny day.

Instrumental: |F |A7 |D |D7 |
G	G7	C	C7
F	A7	D	D7
G	C7	F Bb	F

Chorus: F7
And will you please say hello to the folks that I know
Bb
tell 'em I won't be long,
G G7
and they'll be happy to know that as you saw me go
C C7
I was singing this song.

Verse: F A7 D D7
We'll meet again, don't know where, don't know when
G G7 C C7
but I know we'll meet again some sunny day.
F A7 D D7
Keep smiling through just like you always do,
G C7 F Bb F
till the blue skies drive the dark clouds far away.



G.R.U.B.

Goulburn Regional Ukulele Band

2020

<http://ronmclaughlin.wix.com/grubukuleles>